

GE  
Lighting Solutions

# Tetra<sup>®</sup> Contour LED Lighting System



imagination at work

# Tetra® Contour

## Flexible lighting system with flexible uses

Enjoy unbridled freedom in enhancing your architectural designs with this revolutionary product from GE Lumination. You can create bold designs and attractive accent lighting without the typical worries of working with fragile neon glass.

## Think Outside the Tube

### Classic neon appearance with LED benefits

Tetra Contour was designed to replace exposed neon in a variety of applications. This system is comprised of a flexible LED light engine and a rigid, optically diffuse extruded-plastic light guide that can be heated and formed to fit a wide variety of designs and applications. Installation is quick and easy using low-profile mounting clips. This system provides a bright, uniform appearance, seamless illumination and a wide 330° view angle to give the classic appearance of neon.

### Flexible solutions, unlimited possibilities

With seven brilliant colors of LED light engine and seven vibrant light guides to choose from, designers can mix-n-match these components to easily create customized looks.

The flexible LED light engine can also be used on its own in a variety of indoor and accent lighting applications.

## The Smarter Choice

### Durable & robust system

Designed and tested using GE Six Sigma quality standards, the Tetra Contour LED lighting system has a long life of up to 50,000 hours—that's more than five years of continuous 24/7 use. This durable LED system is resistant to impact and vibration, eliminating breakage that can be associated with glass tubes during shipping and handling. The robust system also protects against damage from impact, stress and weather. Plus, the easy-to-install Tetra Contour system is backed by a limited warranty up to 5 years.

Flexible light engine provides uniform light and can be used without light guide in low profile indoor accent applications

Diffused light guide gives the appearance of neon

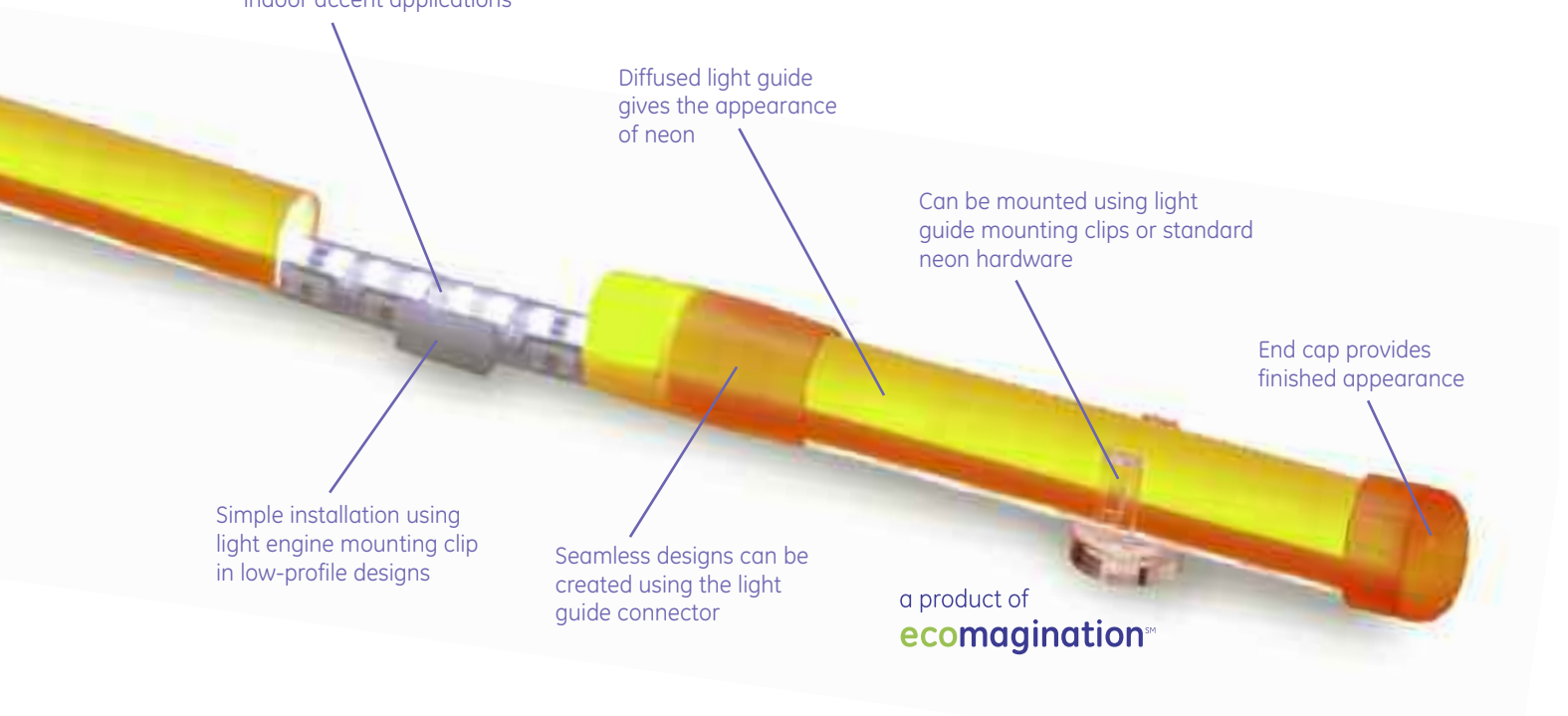
Can be mounted using light guide mounting clips or standard neon hardware

End cap provides finished appearance

Simple installation using light engine mounting clip in low-profile designs

Seamless designs can be created using the light guide connector

a product of  
**ecomagination**™



# More Responsible System

## Better energy efficiency

Tetra Contour is up to 40% more energy efficient than a typical exposed neon system. Which means, as well as providing your clients with beautiful lighting that will last, you are also providing them with significant energy savings.

## Designed with environmental responsibility in mind

This environmentally responsible LED lighting system complies with RoHS standards. Tetra Contour contains no lead, mercury or glass, so handling and disposal are less of a concern.

# Robust Reliability

## Designed with proven expertise

As one of the largest LED systems companies in the world, our expansive installation base includes more than 20 million linear feet of Tetra LED lighting systems sold. It all adds up to the greatest possible assurance backed by a 4 year limited warranty and the reputation of one of the world's most respected brands.


Building on that remarkable tradition of reliability Tetra Contour performance claims are based on a robust design process and stringent testing of the entire system, not solely on laboratory data from the LED supplier. This all adds up to exceptional quality you can depend on.



Tetra Contour light engine

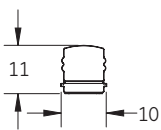


Tetra Contour light guide

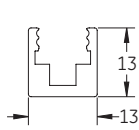


Tetra Contour complete system

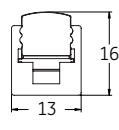
## Product Dimensions



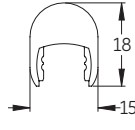
light engine



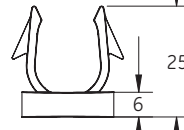
light engine clip



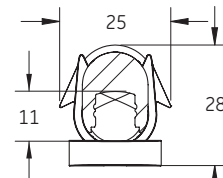
light engine with light engine clip



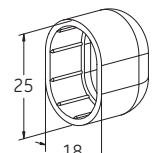
light guide



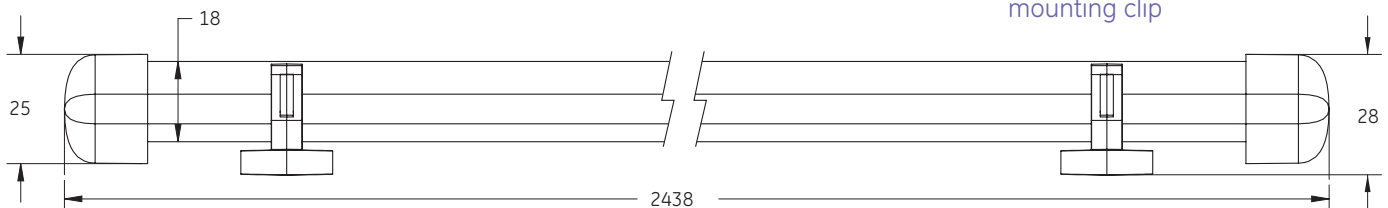
light guide mounting clip



light engine, light guide & mounting clip



end cap



Tetra Contour complete system

All dimensions are in mm  
Images are not to scale

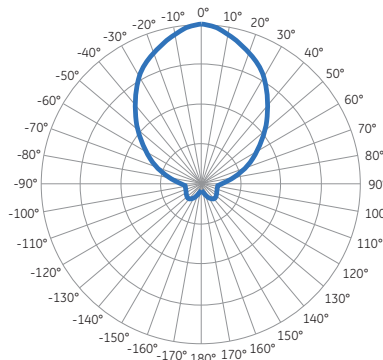
## Performance Data

Color	Light Engine	Light Guide	LED Strip Wattage/ft (m)	System Wattage/ft (m)	Lumens/ft (m)	LPW	CRI	Wavelength/ Color Temperature
Red	GERDXNLE1	without guide	3.24 (10.63)	3.81 (12.50)	59 (194)	18	-	625
	GERDXNLE1	with white guide (GEXNLG15)	3.24 (10.63)	3.81 (12.50)	40 (131)	12	-	625
	GERDXNLE1	with guide (GERDXNLG15)	3.24 (10.63)	3.81 (12.50)	47 (154)	15	-	625
Red-Orange	GERCXNLE1	without guide	3.24 (10.63)	3.81 (12.50)	51 (167)	16	-	618
	GERCXNLE1	with white guide (GEXNLG15)	3.24 (10.63)	3.81 (12.50)	32 (105)	10	-	618
	GERCXNLE1	with guide (GEPOXNLG15)	3.24 (10.63)	3.81 (12.50)	49 (161)	15	-	618
Amber	GEYAXNLE1	without guide	3.24 (10.63)	3.81 (12.50)	49 (161)	15	-	589
	GEYAXNLE1	with white guide (GEXNLG15)	3.24 (10.63)	3.81 (12.50)	30 (98)	9	-	589
	GEYAXNLE1	with guide (GEYAXNLG15)	3.24 (10.63)	3.39 (11.12)	31 (102)	10	-	589
Green	GEGLXNLE1	without guide	2.88 (9.45)	3.39 (11.12)	101 (331)	23	-	532
	GEGLXNLE1	with white guide (GEXNLG15)	2.88 (9.45)	3.39 (11.12)	80 (262)	28	-	532
	GEGLXNLE1	with guide (GEGLXNLG15)	2.88 (9.45)	3.39 (11.12)	55 (180)	19	-	532
Blue	GEBLXNLE1	without guide	2.88 (9.45)	3.39 (11.12)	23 (75)	5	-	467
	GEBLXNLE1	with white guide (GEXNLG15)	2.88 (9.45)	3.39 (11.12)	20 (66)	7	-	467
	GEBLXNLE1	with guide (GEBLXNLG15)	2.88 (9.45)	3.39 (11.12)	19 (62)	7	-	467
White	GEWHXNLE1	without guide	2.88 (9.45)	3.39 (11.12)	104 (341)	24	71	6500K
	GEWHXNLE1	with white guide (GEXNLG15)	2.88 (9.45)	3.39 (11.12)	74 (243)	26	-	6500K
Warm White	GEWXXNLE1	without guide	2.88 (9.45)	3.39 (11.12)	79 (259)	18	69	3200K
	GEWXXNLE1	with white guide (GEXNLG15)	2.88 (9.45)	3.39 (11.12)	63 (207)	22	-	3200K

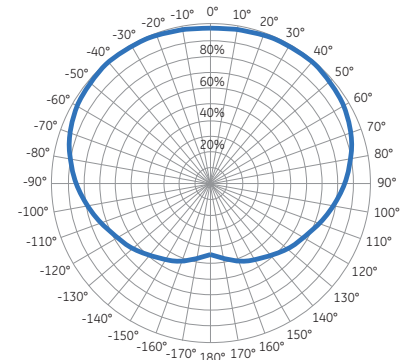
## Technical Specifications

Dimensions w/o Guide	0.41 in. x 96 in. x 0.43 in. (10mm x 2438mm x 11mm)
Dimensions w/Guide	1 in. x 96 in. x 1.08 in. (25mm x 2438mm x 28mm)
Viewing Angle w/o Guide	110°
Viewing Angle w/Guide	330°
Power Supplies	GEPS24-20, GEPS24-80 & GEPS24-100U
Output Voltage	24 VDC
Input Voltage	GEPS24-20: 90-264 VAC & 50/60Hz GEPS24-80: 108-264 VAC & 50/60Hz GEPS24-100U: 108-305 VAC & 50/60Hz GEPS24-180U: 90-305 VAC & 50/60Hz
Operating Temp. Range	-40°C to 55°C
Storage Temp. Range	-40°C to 75°C
Limited Warranty	Up to 5 years
System Certifications	Assembled light engine and light guide: IP66; outdoor rated Power Supply: IP66; separate enclosure required, damp location rated

## Light Output




LED light engine



LED light engine with light guide

Compliments of:



For IES files, application information and additional product support, visit us at [www.gelightingsolutions.com](http://www.gelightingsolutions.com)



GE Lighting Solutions • 1-888-MY-GE-LED • [www.gelightingsolutions.com](http://www.gelightingsolutions.com)  
1-888-69-43-533

GE Lighting Solutions is a subsidiary of the General Electric Company. Tetra is a trademark of GE Lighting Solutions. The GE brand and logo are trademarks of the General Electric Company.  
© 2011 GE Lighting Solutions. Information provided is subject to change without notice. All values are design or typical values when measured under laboratory conditions.

ARCH001-R120310