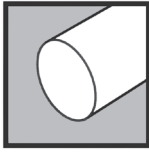




gemodificeerd Noryl
Noryl modifié
modified Noryl

PPE + PPE GF30

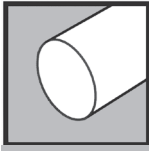


VOLSTAVEN, GEEXTRUDEERD EN GETEMPERD
BARRES PLEINES, EXTRUDEES ET RECUITES
SOLID RODS, EXTRUDED AND TEMPERED

LICHT GRIJS
GRIS CLAIR
LICHT GREY

L = 3000 mm

Ø 10-12-15-16-18-20-22-25-28-30-32-35-40-45-50-55-60-65-70-75-80-85-90-100-110-120-125-130-140-150-160-170-180-190-200 mm



GF30

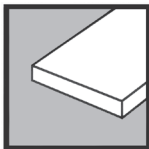
VOLSTAVEN, GEEXTRUDEERD EN GETEMPERD
BARRES PLEINES, EXTRUDEES ET RECUITES
SOLID RODS, EXTRUDED AND TEMPERED

LICHT GRIJS
GRIS CLAIR
LICHT GREY

L = 3000 mm

Ø 10-12-15-16-18-20-22-25-28-30-32-35-40-45-50-55-60-65-70-75-80-85-90-100 mm

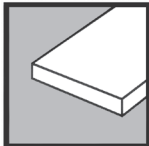
Met 30% glasvezels.
Avec 30% fibres de verre.
With 30% glass fibres.



PLATEN, GEEXTRUDEERD EN GETEMPERD
PLAQUES PLEINES, EXTRUDEES ET RECUITES
SHEETS, EXTRUDED AND TEMPERED

LICHT GRIJS
GRIS CLAIR
LICHT GREY

3000 x 620 x 8-10-12-15-16-20-25-30-35-40-45-50-60 mm
2000 X 620 X 80-90-100 mm



GF30

PLATEN, GEEXTRUDEERD EN GETEMPERD
PLAQUES PLEINES, EXTRUDEES ET RECUITES
SHEETS, EXTRUDED AND TEMPERED

LICHT GRIJS
GRIS CLAIR
LICHT GREY

3000 x 620 x 8-10-12-16-20-25-30-35-40-50-60 mm

Met 30% glasvezels.
Avec 30% fibres de verre.
With 30% glass fibres.