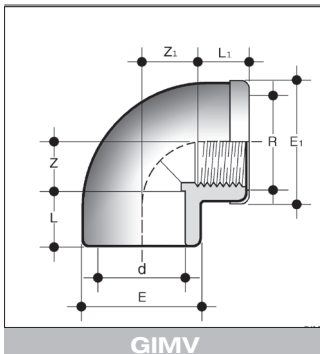


GIFV

KNIEEN 90°  
COUDES A 90°  
ELBOWS 90°

Eén zijde lijmmof, andere zijde cilindrische binnendraad.  
Un côté femelle à coller et un côté femelle à filetage cylindrique.  
One socket for solvent welding, the other socket parallel threaded.

d x R	L	L <sub>1</sub>	Z	Z <sub>1</sub>	E	€/ST/PC
16 x 3/8"	14	11.4	10.0	13.0	23.5	2.20
20 x 1/2"	16	15.0	12.0	13.0	26.5	2.30
25 x 3/4"	19	16.3	14.0	17.0	35.0	3.18
32 x 1"	22	19.1	18.0	20.5	43.0	3.98
40 x 1 1/4"	26	21.4	22.0	27.0	50.0	6.25
50 x 1 1/2"	31	21.4	27.0	37.0	61.0	9.62
63 x 2"	38	25.7	33.0	46.0	76.0	14.30
75 x 2 1/2"	44	30.2	40.5	55.0	91.0	14.96
90 x 3"	51	33.3	48.0	65.5	108.0	38.86
110 x 4"	61	39.3	60.0	80.0	131.0	57.90

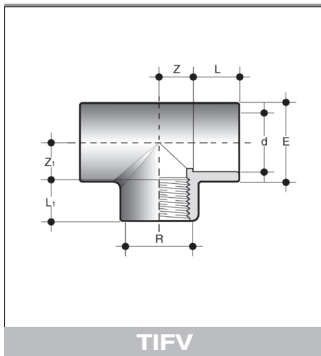


GIMV

KNIEEN 90°  
COUDES A 90°  
ELBOWS 90°

Een zijde lijmmof, andere zijde cilindrische binnendraad met RVS ring versterkt.  
Un côté femelle à coller et un côté femelle à filetage cylindrique renforcé au piquage.  
One socket for solvent welding, the other socket parallel threaded with reinforcing stainless steel ring.

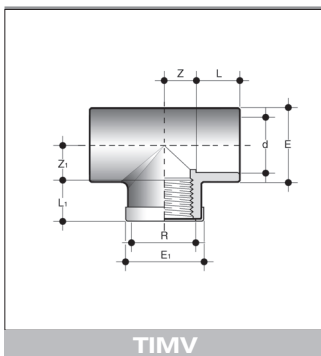
d x R	L	L <sub>1</sub>	Z	Z <sub>1</sub>	E	E <sub>1</sub>	€/ST/PC
16 x 3/8"	14	11.4	10.0	13.0	23.5	24.5	3.98
20 x 1/2"	16	15.0	12.0	13.0	28.5	29.5	4.47
25 x 3/4"	19	16.3	14.0	17.0	35.0	36.0	5.31
32 x 1"	22	19.1	18.0	20.5	43.0	44.0	6.08
40 x 1 1/4"	26	21.4	22.0	27.0	50.0	51.0	9.06
50 x 1 1/2"	31	21.4	27.0	37.0	61.0	62.0	13.36
63 x 2"	38	25.7	33.0	46.0	76.0	77.0	17.12



T-STUKKEN 90°  
TES A 90°  
TEES 90°

Tegenoverliggende zijden met lijmof, de spruit met cilindrische binnendraad.  
Côtés opposés femelles à coller, tubulure centrale femelle à filetage cylindrique.  
Opposite sides with sockets for solvent welding, third socket parallel threaded.

d x R	L	L <sub>1</sub>	Z	Z <sub>1</sub>	E	€/ST/PC
16 x 3/8"	14	11,4	9,0	11,0	23,5	2.62
20 x 1/2"	16	15,0	12,0	13,0	28,5	3.14
25 x 3/4"	19	16,3	15,0	17,0	35,0	3.68
32 x 1/2"	19	15,0	17,5	18,0	41,0	4.73
32 x 1"	22	19,1	18,0	21,0	43,0	4.73
40 x 1 1/4"	26	21,4	21,5	27,0	50,0	6.86
50 x 1/2"	31	15,0	27,0	27,5	61,0	11.09
50 x 1 1/2"	31	21,4	27,0	37,0	61,0	11.09
63 x 1/2"	38	15,0	33,5	37,5	76,0	16.45
63 x 2"	38	25,7	33,5	46,0	76,0	16.45
75 x 2 1/2"	44	30,2	41,0	54,5	91,0	33.61
90 x 3"	51	33,3	48,5	66,0	109,0	48.87
110 x 4"	61	39,3	61,5	83,0	133,0	82.71



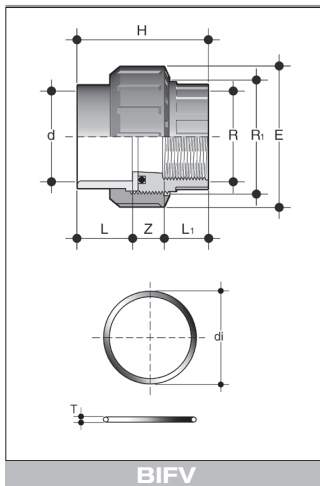
T-STUKKEN 90°  
TES A 90°  
TEES 90°

Tegenoverliggende zijden met lijmof, de spruit met cilindrische binnendraad en met RVS ring versterkt.

Côtés opposés femelles à coller, tubulure centrale femelle à filetage cylindrique et renforcée au piquage.

Opposite sides with sockets for solvent welding, third socket parallel threaded with stainless steel reinforcing metal ring.

d x R	L	L <sub>1</sub>	Z	Z <sub>1</sub>	E	E <sub>1</sub>	€/ST/PC
16 x 3/8"	14	11,4	9,0	11	23,5	24,5	4.06
20 x 1/2"	16	15,0	11,0	13	28,5	29,5	5.02
25 x 3/4"	19	16,3	14,0	17	35,0	36,0	6.19
32 x 1"	22	19,1	17,5	21	43,0	44,0	7.13
40 x 1 1/4"	26	21,4	22,0	27	50,0	51,0	10.24
50 x 1 1/2"	31	21,4	27,0	37	61,0	62,0	13.97
63 x 2"	38	25,7	33,5	46	76,0	77,0	18.76



BIFV

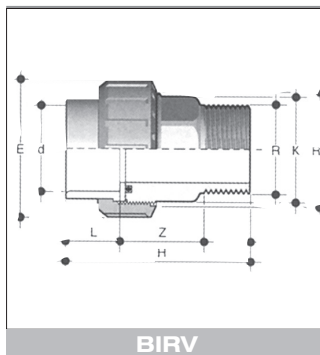
DRIEDELIGE OVERGANGSKOPPELINGEN  
RACCORDS D'ADAPTATION 3 PIECES  
SOCKETS UNIONS

Eén zijde lijmstof, andere zijde cilindrische binnendraad.  
Afdichting: O-ring EPDM.  
Ook leverbaar met FPM O-ring.

Un côté femelle à coller, un côté femelle à filetage cylindrique.  
Etanchéité: joint torique EPDM.  
Egalement disponibles avec joint torique FPM.

One end plain for solvent welding, the other end parallel threaded.  
Sealing: O-ring EPDM.  
Also available with FPM gasket.

d x R	R <sup>1</sup>	PN	H	L	L <sup>1</sup>	Z	E	€/ST/PC
16 x 3/8"	3/4"	16	41	14	11.4	15.6	33	8.15
20 x 1/2"	1"	16	45	16	15.0	14.0	41	8.30
25 x 3/4"	1 1/4"	16	51	19	16.3	15.7	50	9.39
32 x 1"	1 1/2"	16	57	22	19.1	15.9	58	11.86
40 x 1 1/4"	2"	16	67	26	21.4	19.6	72	13.78
50 x 1 1/2"	2 1/4"	16	72	31	21.4	19.6	79	19.02
63 x 2"	2 3/4"	16	88	38	25.7	24.0	98	26.29
75 x 2 1/2"	3 1/2"	10	116	44	30.2	34.8	120	106.78
90 x 3"	4"	10	125	51	33.3	40.7	135	125.96
110 x 4"	5"	10	145	61	39.3	44.7	163	146.17



BIRV

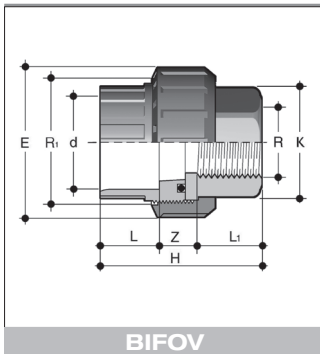
DRIEDELIGE KOPPELINGEN  
RACCORDS D'ADAPTATION 3 PIECES  
SOCKETS UNIONS

Inlegstuk: hard PVC met lijmstof  
Puntstuk: PVC met cilindrische buitendraad  
Wartelmoer: PVC  
Afdichting: EPDM  
Ook leverbaar met FPM O-ring.

Pièce folle: PVC rigide, femelle à coller  
Pièce taraudée: PVC, mâle fileté  
Ecou: PVC  
Etanchéité: EPDM  
Egalement disponibles avec joint torique FPM.

Insert: uPVC socket for solvent welding  
Close end: PVC threaded spigot  
Union nut: PVC  
Sealing: EPDM  
Also available with FPM gasket.

d x R	R1	PN	H	L	L1	Z	E	CH	€/ST/PC
50 x 1 1/2"	2 1/4"	16	98	31	21.4	45.6	79	51	13.58
50 x 2"	2 1/4"	16	102	31	25.7	45.3	79	51	14.96
63 x 2"	2 3/4"	16	116	38	25.7	52.3	98	63	16.91



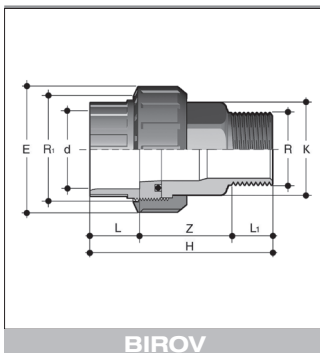
DRIEDELIGE KOPPELINGEN  
RACCORDS D'ADAPTATION 3 PIECES  
SOCKETS UNIONS

Inlegstuk: hard PVC met lijmof  
Puntstuk: messing met parallel binnendraad  
Wartelmoer: PVC  
Afdichting: O-ring EPDM

Pièce folle: PVC rigide, côté femelle à coller  
Pièce taraudée: laiton, femelle à filetage parallèle  
Ecrou: PVC  
Etanchéité: joint torique EPDM

Insert: uPVC, socket for solvent welding  
Close end: brass with parallel female threaded  
Union nut: PVC  
Sealing: O-ring EPDM

d x R	R1	PN	L1	Z	L	H	K	E	€/ST/PC
16 x 3/8"	3/4"	16	13.5	18.0	14	45.5	20	33	14.25
20 x 1/2"	1"	16	16.5	16.0	16	48.5	25	41	14.87
25 x 3/4"	1 1/4"	16	18.5	17.0	19	54.5	32	50	19.38
32 x 1"	1 1/2"	16	19.5	18.0	22	59.5	38	58	24.57
40 x 1 1/4"	2"	16	21.5	21.0	26	68.5	48	72	37.37
50 x 1 1/2"	2 1/4"	16	23.0	24.5	31	84.5	55	79	38.27
63 x 2"	2 3/4"	16	27.0	29.5	38	94.5	69	98	58.41



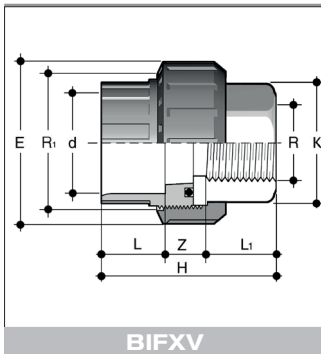
DRIEDELIGE KOPPELINGEN  
RACCORDS D'ADAPTATION 3 PIECES  
SOCKETS UNIONS

Inlegstuk: hard PVC met lijmof  
Puntstuk: messing met parallel buitendraad  
Wartelmoer: PVC  
Afdichting: O-ring EPDM

Pièce folle: PVC rigide, côté femelle à coller  
Pièce taraudée: laiton, mâle à filetage parallèle  
Ecrou: PVC  
Etanchéité: joint torique EPDM

Insert: uPVC, socket for solvent welding  
Close end: brass with parallel male threaded  
Union nut: PVC  
Sealing: O-ring EPDM

d x R	R1	PN	L1	Z	L	H	K	E	€/ST/PC
16 x 3/8"	3/4"	16	10.5	34.0	14	58.5	20	33	14.34
20 x 1/2"	1"	16	13.5	35.5	16	65.0	25	41	15.61
25 x 3/4"	1 1/4"	16	15.0	38.5	19	72.5	32	50	20.38
32 x 1"	1 1/2"	16	17.5	40.5	22	80.0	38	58	25.72
40 x 1 1/4"	2"	16	19.5	45.5	26	91.0	48	72	39.22
50 x 1 1/2"	2 1/4"	16	19.5	50.5	31	101.0	55	79	46.00
63 x 2"	2 3/4"	16	24.0	60.5	38	122.5	69	98	61.33



BIFXV

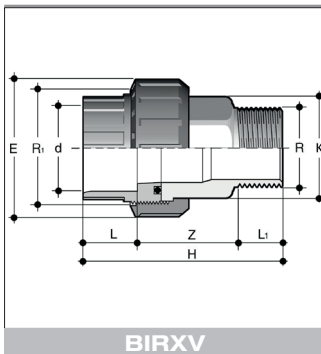
DRIEDELIGE KOPPELINGEN  
RACCORDS D'ADAPTATION 3 PIECES  
SOCKETS UNIONS

Inlegstuk: hard PVC met lijmof  
Puntstuk: RVS A316 L met BSP binnendraad  
Wartelmoer: PVC  
Afdichting: O-ring EPDM of FPM

Pièce folle: PVC rigide, côté femelle à coller  
Pièce taraudée: inox A316 L, femelle à filetage BSP  
Ecrou: PVC  
Etanchéité: joint torique EPDM / FPM

Insert: uPVC, socket for solvent welding  
Close end: BSP threaded A316 L stainless steel female  
Union nut: PVC  
Sealing: O-ring EPDM or FPM

d x R	R1	PN	L1	Z	L	H	K	E	€/ST/PC	
									EPDM	FPM
16 x 3/8"	3/4"	16	13.5	18.0	14	45.5	20	33	63.75	67.65
20 x 1/2"	1"	16	16.5	16.0	16	48.5	25	41	68.09	72.18
25 x 3/4"	1 1/4"	16	18.5	17.0	19	54.5	32	50	78.08	81.83
32 x 1"	1 1/2"	16	19.5	18.0	22	59.5	38	58	89.98	94.85
40 x 1 1/4"	2"	16	21.5	21.0	26	68.5	48	72	127.52	132.08
50 x 1 1/2"	2 1/4"	16	23.0	30.5	31	84.5	55	79	140.60	148.78
63 x 2"	2 3/4"	16	27.0	29.5	38	94.5	69	98	178.81	187.10



BIRXV

DRIEDELIGE KOPPELINGEN  
RACCORDS D'ADAPTATION 3 PIECES  
SOCKETS UNIONS

Inlegstuk: hard PVC met lijmof  
Puntstuk: RVS A316 L met BSP buitendraad  
Wartelmoer: PVC  
Afdichting: O-ring EPDM of FPM

Pièce folle: PVC rigide, côté femelle à coller  
Pièce taraudée: inox A316 L, mâle à filetage BSP.  
Ecrou: PVC  
Etanchéité: joint torique EPDM ou FPM

Insert: uPVC, socket for solvent welding  
Close end: BSP threaded A316 L stainless steel male  
Union nut: PVC  
Sealing: O-ring EPDM or FPM

d x R	R1	PN	L1	Z	L	H	K	E	€/ST/PC	
									EPDM	FPM
16 x 3/8"	3/4"	16	10.5	34.0	14	58.5	20	33	68.55	71.92
20 x 1/2"	1"	16	13.5	35.5	16	65.0	25	41	72.46	76.28
25 x 3/4"	1 1/4"	16	15.0	38.5	19	72.5	32	50	81.54	85.11
32 x 1"	1 1/2"	16	17.5	40.5	22	80.0	38	58	91.98	97.39
40 x 1 1/4"	2"	16	19.5	45.5	26	91.0	48	72	127.59	137.11
50 x 1 1/2"	2 1/4"	16	19.5	50.5	31	101.0	55	79	151.57	158.98
63 x 2"	2 3/4"	16	24.0	60.5	38	122.5	69	98	209.27	228.44

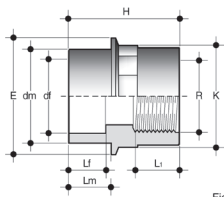


Fig. A

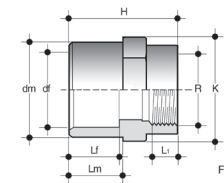


Fig. B

DIFV

VERMINDERINGSSTUKKEN  
RACCORDS D'ADAPTATION ET DE REDUCTION  
DOUBLE ADAPTOR SOCKET

Eén zijde cilindrische binnendraad, andere zijde in-en uitwendige lijmaansluiting.  
Un côté femelle à filetage cylindrique, l'autre à coller mâle ou femelle.  
One end female parallel threaded, the other end male and female for solvent welding.

dm x df x R	H	Lm	Lf	L <sub>1</sub>	E	K	FIG.	PN	€/ST/PC
20 x 16 x 3/8"	36	16	14	11.4	28	24	A	16	2.76
20 x 16 x 1/2"	39	16	14	15.0		30	B	16	3.68
25 x 20 x 1/2"	42	19	16	15.0	34	29	A	16	3.68
25 x 20 x 3/4"	45	19	16	16.3		36	B	16	4.39
32 x 25 x 3/4"	49	22	19	16.3	40	35	A	16	4.39
32 x 25 x 1"	51	22	19	19.1		46	B	16	4.69
40 x 32 x 1"	57	26	22	19.1	52	44	A	16	4.69
40 x 32 x 1 1/4"	62	26	22	21.4		54	B	16	8.30
50 x 40 x 1 1/4"	67	31	26	21.4	59	54	A	16	8.30
50 x 40 x 1 1/2"	72	31	26	21.4		65	B	16	9.53
63 x 50 x 1 1/2"	77	38	31	21.4	70	64	A	16	9.53
63 x 50 x 2"	86	38	31	25.7		80	B	16	12.85
75 x 63 x 2"	76	44	38	25.7		76	B	16	12.85
75 x 63 x 2 1/2"	99	44	38	30.2		95	B	16	19.02
90 x 75 x 2 1/2"	84	51	44	30.2		95	B	16	19.02
90 x 75 x 3"	114	51	44	33.3		110	B	16	26.29
110 x 90 x 3"	100	61	51	33.3		110	B	16	26.29
110 x 90 x 4"	134	61	51	39.3		130	B	16	40.81
125 x 110 x 4"	111	69	61	39.3		131	B	16	40.81

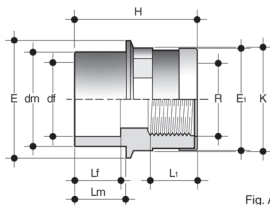


Fig. A

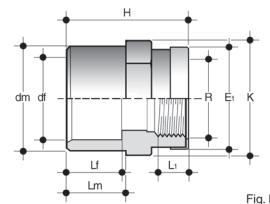


Fig. B

DIMV

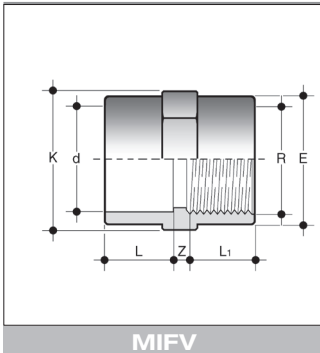
VERMINDERINGSSTUKKEN  
RACCORDS D'ADAPTATION ET DE REDUCTION  
DOUBLE ADAPTOR SOCKET

Eén zijde cilindrische binnendraad, met RVS ring versterkt, andere zijde in- en uitwendige lijmaansluiting.

Un côté femelle à filetage cylindrique renforcé d'une bague en inox, l'autre côté à coller comme mâle ou femelle.

One end female parallel threaded with stainless steel reinforcing ring, the other end male and female for solvent welding.

dm x df x R	H	Lm	Lf	L <sub>1</sub>	E	K	FIG.	PN	€/ST/PC
20 x 16 x 3/8"	37	16	14	11.4	28	24.5	A	16	3.98
20 x 16 x 1/2"	40	16	14	15.0		29.5	B	16	5.26
25 x 20 x 1/2"	43	19	16	15.0	34	29.5	A	16	5.26
25 x 20 x 3/4"	46	19	16	16.3		36.0	B	16	6.19
32 x 25 x 3/4"	50	22	19	16.3	40	36.0	A	16	6.24
32 x 25 x 1"	52	22	19	19.1		44.0	B	16	6.53
40 x 32 x 1"	58	26	22	19.1	52	44.0	A	16	6.53
40 x 32 x 1 1/4"	63	26	22	21.4		55.0	B	16	11.74
50 x 40 x 1 1/4"	68	31	26	21.4	59	55.0	A	16	11.74
50 x 40 x 1 1/2"	73	31	26	21.4		62.0	B	16	13.41
63 x 50 x 1 1/2"	78	38	31	21.4	70	62.0	A	16	13.41
63 x 50 x 2"	87	38	31	25.7		77.0	B	16	17.85
75 x 63 x 2"	77	44	38	25.7		77.0	B	16	17.85

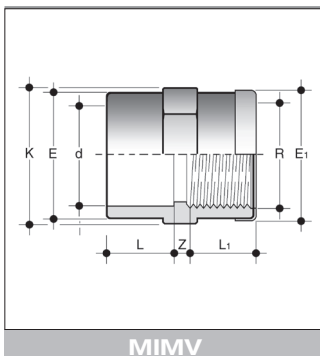


MIFV

OVERGANGSSTUKKEN  
MANCHONS D'ADAPTATION  
ADAPTOR COUPLINGS

Eén zijde lijmof, andere zijde cilindrische binnendraad.  
Un côté femelle à coller, un côté femelle à filetage cylindrique.  
One socket for solvent welding, the other end interior parallel threaded.

d x R	L	L <sup>1</sup>	Z	E	K	€/ST/PC
16 x 3/8"	14	11.4	5.5	23.5	24	2.20
20 x 1/2"	16	15.0	4.0	28.5	29	2.30
25 x 3/4"	19	16.3	5.0	35.0	35	2.62
32 x 1 "	22	19.1	5.6	43.0	43	3.15
40 x 1 1/4"	26	21.4	5.0	50.0	50	4.14
50 x 1 1/2"	31	21.4	8.0	61.0	61	5.39
63 x 2 "	38	25.7	7.5	76.0	76	9.06

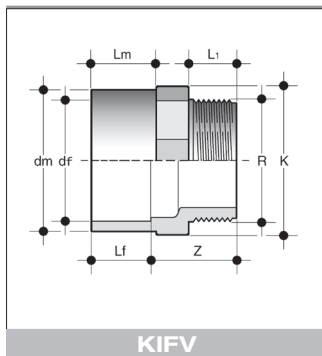


MIMV

OVERGANGSSTUKKEN  
MANCHONS D'ADAPTATION  
ADAPTOR COUPLINGS

Eén zijde lijmof, andere zijde cilindrische binnendraad met RVS ring versterkt.  
Un côté femelle à coller, un côté femelle à filetage cylindrique renforcé d'un bague en inox.  
One socket for solvent welding, the other end interior parallel threaded with stainless steel reinforcing ring.

d x R	L	L <sup>1</sup>	Z	E	E <sup>1</sup>	K	€/ST/PC
16 x 3/8"	14	11.4	5.5	23.5	24.5	24	3.55
20 x 1/2"	16	15.0	4.0	28.5	29.5	29	3.66
25 x 3/4"	19	16.3	5.0	35.0	36.0	35	4.04
32 x 1 "	22	19.1	5.6	43.0	44.0	43	5.36
40 x 1 1/4"	26	21.4	5.0	50.0	51.0	50	6.30
50 x 1 1/2"	31	21.4	8.0	61.0	62.0	61	8.60
63 x 2 "	38	25.7	7.5	76.0	77.0	76	10.44

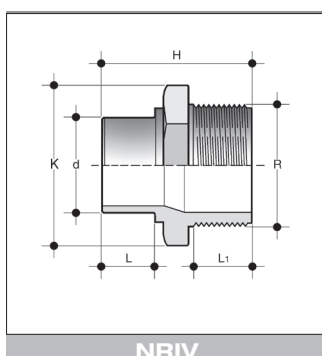


KIFV

OVERGANGSSTUKKEN  
EMBOUTS D'ADAPTATION  
ADAPTOR FITTINGS

Eén zijde cilindrische buitendraad, andere zijde in-en uitwendige lijmaansluiting.  
Un côté mâles à filetage cylindrique, l'autre à coller mâle ou femelle.  
One end exterior parallel threaded, the other end male and female for solvent welding.

dm x df x R	L <sub>1</sub>	L <sub>f</sub>	L <sub>m</sub>	Z	K	G/ST/PC	€/ST/PC
16 x 12 x 3/8"	11.4	12	14	20.5	19	10	1.69
20 x 16 x 3/8"	11.4	14	16	24.0	24	10	1.69
20 x 16 x 1/2"	15.0	14	16	27.0	24	15	1.69
25 x 20 x 1/2"	15.0	16	19	27.0	30	15	1.80
25 x 20 x 3/4"	16.3	16	19	28.0	30	20	1.80
32 x 25 x 1/2"	15.0	19	22	27.0	36	25	2.46
32 x 25 x 3/4"	16.3	19	22	28.0	36	25	1.89
32 x 25 x 1"	19.1	19	22	31.0	36	45	1.89
40 x 32 x 3/4"	16.3	22	26	28.0	46	40	2.18
40 x 32 x 1"	19.1	22	26	31.0	46	40	2.18
40 x 32 x 1 1/4"	21.4	22	26	34.0	46	55	2.18
50 x 40 x 1"	19.1	2	31	33.0	55	70	2.86
50 x 40 x 1 1/4"	21.4	26	31	36.0	55	70	2.86
50 x 40 x 1 1/2"	21.4	26	31	36.0	55	70	2.86
63 x 50 x 1 1/4"	21.4	31	38	36.0	65	70	4.14
63 x 50 x 1 1/2"	21.4	31	38	36.0	65	115	4.14
63 x 50 x 2"	25.7	31	38	40.0	65	125	4.14
75 x 63 x 1 1/2"	21.4	38	44	36.0	75	198	6.37
75 x 63 x 2"	25.7	38	44	40.0	75	160	6.37
75 x 63 x 2 1/2"	30.2	38	44	47.0	80	195	6.37
90 x 75 x 2"	25.7	44	51	49.0	95	275	10.66
90 x 75 x 2 1/2"	30.2	44	51	54.0	95	280	10.66
90 x 75 x 3"	33.5	44	51	56.0	95	300	10.66
110 x 90 x 2 1/2"	30.2	51	61	57.0	110	370	15.70
110 x 90 x 3"	33.5	51	61	62.0	110	390	15.70
110 x 90 x 4"	39.2	51	61	77.0	128	420	15.70
125 x 110 x 3"	33.5	61	69	59.0	128	450	24.50
125 x 110 x 4"	39.2	61	69	65.0	128	500	24.50



NRIV

VERMINDERINGSSTUKKEN  
RACCORDS D'ADAPTATION ET DE REDUCTION  
REDUCING NIPPLES

Eén zijde uitwendige lijmmof, andere zijde cilindrische buitendraad.  
Un côté mâle à coller, l'autre côté mâle à filetage cylindrique.  
One end spigot for solvent welding, other end male parallel threaded.

d x R	L	L <sub>1</sub>	H	K	€/ST/PC
25 x 1"	19	26	60	46	5.87
32 x 1 1/4"	22	28	66	55	6.53