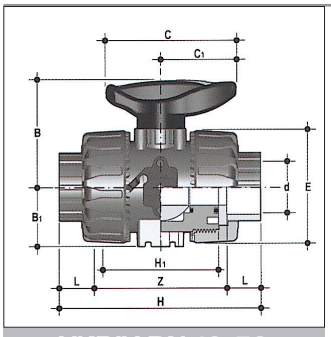


VKDIV DN 10-50

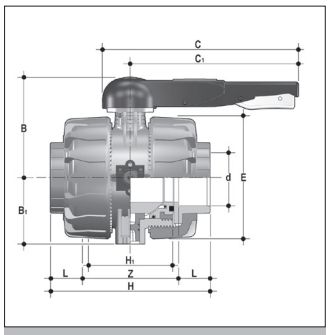


VKDIV DN 65-100

## KOGELKRANEN
## VANNES A BILLE
## BALL VALVES

2-Wegkogelafsluiter, Dual Block® met metrische lijmmoffen.
Zittingen PTFE/EPDM, PTFE/FPM.

Robinets à bille Dual Block® tournant sphérique à 2 voies. Avec embouts femelles à coller.
Sièges PTFE/EPDM, PTFE/FPM.

2-Way ball valve Dual Block® with lockable nuts, metric series plain female ends for solvent welding. Seats PTFE/EPDM, PTFE/FPM.

| D | DN | L | Z | H | H1 | E | B | B1 | C | C1 | PN | G/ST/PC | €/ST/PC EPDM | FPM |
|---|---|---|---|---|---|---|---|---|---|---|---|---|---|---|
| **16** | 10 | 14 | 75 | 103 | 65 | 54 | 54.0 | 29.0 | 67 | 40 | 16 | 215 | **38.62** | **46.85** |
| **20** | 15 | 16 | 71 | 103 | 65 | 54 | 54.0 | 29.0 | 67 | 40 | 16 | 205 | **40.22** | **48.07** |
| **25** | 20 | 19 | 77 | 115 | 70 | 65 | 65.0 | 34.5 | 85 | 49 | 16 | 330 | **47.55** | **57.60** |
| **32** | 25 | 22 | 84 | 128 | 78 | 73 | 69.5 | 39.0 | 85 | 49 | 16 | 438 | **59.22** | **71.61** |
| **40** | 32 | 26 | 94 | 146 | 88 | 86 | 82.5 | 46.0 | 108 | 64 | 16 | 693 | **73.76** | **87.20** |
| **50** | 40 | 31 | 102 | 164 | 93 | 98 | 89.0 | 52.0 | 108 | 64 | 16 | 925 | **95.06** | **111.87** |
| **63** | 50 | 38 | 123 | 199 | 111 | 122 | 108.0 | 62.0 | 134 | 76 | 16 | 1577 | **118.35** | **151.61** |
| **75** | 65 | 44 | 147 | 235 | 133 | 164 | 164.0 | 87.0 | 225 | 175 | 16 | 4380 | **356.40** | **426.63** |
| **90** | 80 | 51 | 168 | 270 | 149 | 203 | 177.0 | 105.0 | 327 | 272 | 16 | 7200 | **454.05** | **539.70** |
| **110** | 100 | 61 | 186 | 308 | 167 | 238 | 195.0 | 129.0 | 385 | 330 | 16 | 11141 | **510.56** | **628.77** |

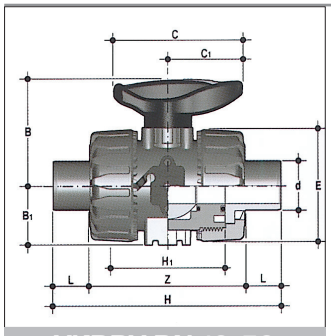


VKDDV DN 10-50

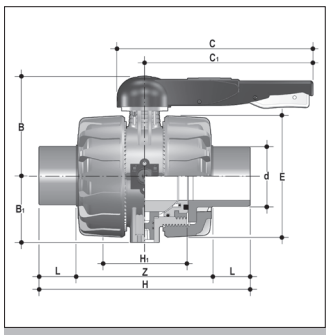


VKDDV DN 65-100

## KOGELKRANEN
## VANNES A BILLE
## BALL VALVES

2-Wegkogelafsluiter, Dual Block® met metrische mannelijke lijmuiteinden.
Zittingen PTFE/EPDM, PTFE/FPM.

Robinets à bille Dual Block® tournant sphérique à 2 voies. Avec embouts mâles à coller.
Sièges PTFE/EPDM, PTFE/FPM.

2-Way ball valve Dual Block® with lockable nuts, metric series plain male ends for solvent welding. Seats PTFE/EPDM, PTFE/FPM.

| D | DN | L | H | H1 | E | B | B1 | C | C1 | PN | G/ST/PC | €/ST/PC EPDM | FPM |
|---|---|---|---|---|---|---|---|---|---|---|---|---|---|
| **16** | 10 | 14 | 149 | 65 | 54 | 54.0 | 29.0 | 67 | 40 | 16 | 215 | **38.62** | **46.85** |
| **20** | 15 | 16 | 124 | 65 | 54 | 54.0 | 29.0 | 67 | 40 | 16 | 220 | **40.22** | **71.03** |
| **25** | 20 | 19 | 144 | 70 | 65 | 65.0 | 34.5 | 85 | 49 | 16 | 340 | **47.55** | **57.60** |
| **32** | 25 | 22 | 154 | 78 | 73 | 69.5 | 39.0 | 85 | 49 | 16 | 438 | **59.22** | **71.61** |
| **40** | 32 | 26 | 174 | 88 | 86 | 82.5 | 46.0 | 108 | 64 | 16 | 693 | **73.76** | **87.20** |
| **50** | 40 | 31 | 194 | 93 | 98 | 89.0 | 52.0 | 108 | 64 | 16 | 945 | **95.06** | **111.87** |
| **63** | 50 | 38 | 224 | 111 | 122 | 108.0 | 62.0 | 134 | 76 | 16 | 1607 | **118.35** | **151.61** |
| **75** | 65 | 44 | 284 | 133 | 164 | 164.0 | 87.0 | 225 | 175 | 16 | 4420 | **356.40** | **426.63** |
| **90** | 80 | 51 | 300 | 149 | 203 | 177.0 | 105.0 | 327 | 272 | 16 | 6930 | **454.05** | **539.70** |
| **110** | 100 | 61 | 340 | 167 | 238 | 195.0 | 129.0 | 385 | 330 | 16 | 10950 | **510.56** | **628.77** |

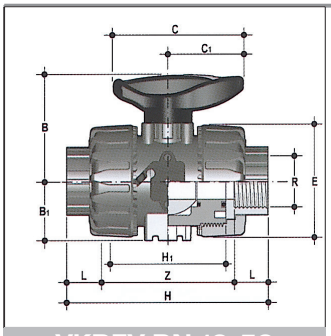


VKDFV DN 10-50

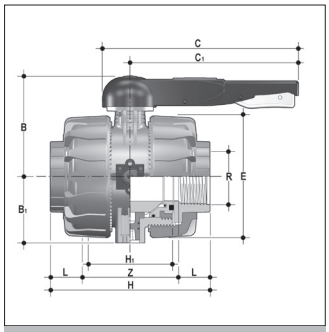


VKDFV DN 65-100

## KOGELKRANEN
## VANNES A BILLE
## BALL VALVES

2-Wegkogelafsluiter, Dual Block® met vrouwelijke BS draadaansluitingen. NPT op aanvraag.
Zittingen PTFE/EPDM, PTFE/FPM

Robinets à bille Dual Block® avec embouts femelles taraudés BS. NPT sur demande
Sièges PTFE/EPDM, PTFE/FPM.

2-Way ball valve Dual Block® with BS parallel threaded female ends. NPT on request.
Seats PTFE/EPDM, PTFE/FPM

| R | DN | L | Z | H | H1 | E | B | B1 | C | C1 | PN | G/ST/PC | €/ST/PC EPDM | €/ST/PC FPM |
|---|---|---|---|---|---|---|---|---|---|---|---|---|---|---|
| **3/8”** | 10 | 11.4 | 80.2 | 103 | 65 | 54 | 54.0 | 29.0 | 67 | 40 | 16 | 215 | **41.63** | **50.37** |
| **1/2”** | 15 | 15 | 80.0 | 110 | 65 | 54 | 54.0 | 29.0 | 67 | 40 | 16 | 210 | **47.54** | **52.25** |
| **3/4”** | 20 | 16.3 | 83.4 | 116 | 70 | 65 | 65.0 | 34.5 | 85 | 49 | 16 | 335 | **52.25** | **61.56** |
| **1”** | 25 | 19.1 | 95.8 | 134 | 78 | 73 | 69.5 | 39.0 | 85 | 49 | 16 | 448 | **64.10** | **80.71** |
| **1 1/4”** | 32 | 21.4 | 110.2 | 153 | 88 | 86 | 82.5 | 46.0 | 108 | 64 | 16 | 678 | **81.43** | **95.16** |
| **1 1/2”** | 40 | 21.4 | 113.2 | 156 | 93 | 98 | 89.0 | 52.0 | 108 | 64 | 16 | 955 | **106.74** | **124.08** |
| **2”** | 50 | 25.7 | 134.6 | 186 | 111 | 122 | 108.0 | 62.0 | 134 | 76 | 16 | 1667 | **134.43** | **168.85** |
| **2 1/2”** | 65 | 30.2 | 174.6 | 235 | 133 | 164 | 164.0 | 87.0 | 225 | 175 | 16 | 4395 | **384.89** | **455.13** |
| **3”** | 80 | 33.3 | 203.4 | 270 | 149 | 203 | 177.0 | 105.0 | 327 | 272 | 16 | 7260 | **490.36** | **576.03** |
| **4”** | 100 | 39.3 | 229.4 | 308 | 167 | 238 | 195.0 | 129.0 | 385 | 330 | 16 | 11100 | **551.44** | **669.66** |

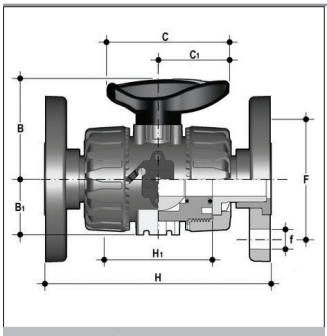


VKDOV DN 15-50

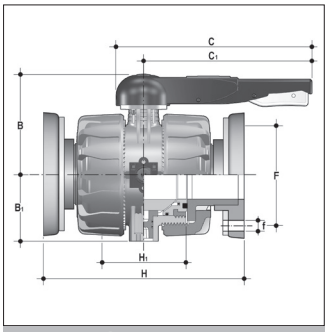


VKDOV DN 65-100

## KOGELKRANEN
## VANNES A BILLE
## BALL VALVES

2-Wegkogelafsluiter, Dual Block® met DIN 8063, DIN 2501 vaste flenzen.
Inbouwlengte volgens EN 558-1.

Robinets à bille Dual Block® avec brides fixes DIN 8063, DIN 2501.
Encombrement selon EN 558-1.

2-Way ball valve Dual Block® with DIN 8063, DIN 2501 fixed backing rings.
Face to face according EN 558-1.

| D | DN | H | H1 | B | B1 | C | C1 | F | f | U | PN | G/ST/PC | €/ST/PC EPDM | FPM |
|---|---|---|---|---|---|---|---|---|---|---|---|---|---|---|
| **20** | 15 | 130 | 65 | 54.0 | 29.0 | 67 | 40 | 65 | 14 | 4 | 16 | 375 | **73.34** | **83.13** |
| **25** | 20 | 150 | 70 | 65.0 | 34.5 | 85 | 49 | 75 | 14 | 4 | 16 | 590 | **84.91** | **97.57** |
| **32** | 25 | 160 | 78 | 69.5 | 39.0 | 85 | 49 | 85 | 14 | 4 | 16 | 713 | **99.60** | **114.44** |
| **40** | 32 | 180 | 88 | 82.5 | 46.0 | 108 | 64 | 100 | 18 | 4 | 16 | 1108 | **127.74** | **143.83** |
| **50** | 40 | 200 | 93 | 89.0 | 52.0 | 108 | 64 | 110 | 18 | 4 | 16 | 1485 | **154.57** | **173.86** |
| **63** | 50 | 230 | 111 | 108.0 | 62.0 | 134 | 76 | 134 | 18 | 4 | 16 | 2347 | **197.80** | **236.03** |
| **75** | 65 | 290 | 133 | 164.0 | 87.0 | 225 | 175 | 145 | 17 | 4 | 16 | 6610 | **450.00** | **520.24** |
| **90** | 80 | 310 | 149 | 177.0 | 105.0 | 327 | 272 | 160 | 17 | 8 | 16 | 9330 | **573.29** | **658.93** |
| **110** | 100 | 350 | 167 | 195.0 | 129.0 | 385 | 330 | 180 | 17 | 8 | 16 | 13815 | **652.60** | **770.82** |

Aansluiting volgens ANSI op aanvraag.
Raccordement selon ANSI sur demande.
Connection acc. to ANSI on request.

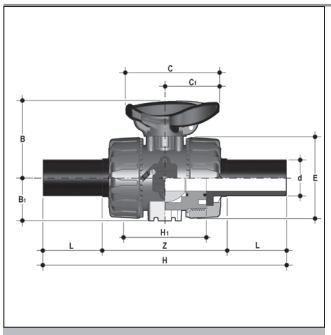


VKDBEV DN 15-50

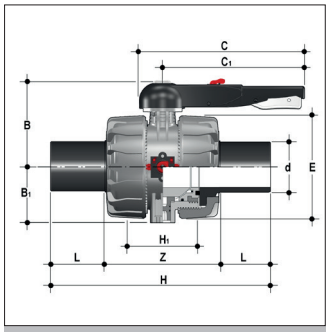


VKDBEV DN 65-100

## KOGELKRANEN
## VANNES A BILLE
## BALL VALVES

2-Wegkogelafsluiter, Dual Block® met mannelijke lasuiteinden PE-HD
Zittingen PTFE/EPDM, PTFE/FPM.

Robinets à bille Dual Block® tournant sphérique à 2 voies. Avec embouts mâles à souder en PE-HD. Sièges PTFE/EPDM, PTFE/FPM.

2-Way ball valve Dual Block® with male ends for welding sockets on PE-HD
Seats PTFE/EPDM, PTFE/FPM.

| D | DN | PN | L | H | $H_1$ | E | B | $B_1$ | C | C1 | G ST/PC | €/ST/PC EPDM |
|---|---|---|---|---|---|---|---|---|---|---|---|---|
| **20** | 15 | 16 | 41 | 175 | 65 | 54 | 54.0 | 29.0 | 67 | 40 | 220 | **42.89** |
| **25** | 20 | 16 | 52 | 210 | 70 | 65 | 65.0 | 34.5 | 85 | 49 | 340 | **43.13** |
| **32** | 25 | 16 | 55 | 226 | 78 | 73 | 69.5 | 39.0 | 85 | 49 | 443 | **49.75** |
| **40** | 32 | 16 | 56 | 243 | 88 | 86 | 82.5 | 46.0 | 108 | 64 | 693 | **64.47** |
| **50** | 40 | 16 | 58 | 261 | 93 | 98 | 89.0 | 52.0 | 108 | 64 | 945 | **79.57** |
| **63** | 50 | 16 | 66 | 293 | 111 | 122 | 108.0 | 62.0 | 134 | 76 | 1607 | **104.44** |
| **75** | 65 | 16 | 71 | 356 | 133 | 162 | 164.0 | 87.0 | 225 | 175 | 4400 | **346.86** |
| **90** | 80 | 16 | 88 | 390 | 149 | 202 | 177.0 | 105.0 | 327 | 272 | 7100 | **444.22** |
| **110** | 100 | 16 | 92 | 431 | 167 | 236 | 195.0 | 129.0 | 385 | 330 | 10800 | **496.93** |

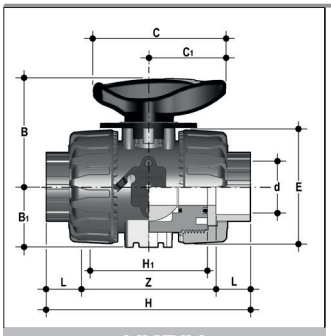


VKRIV

## 2 WEG KOGELKRANEN VOOR LINEAIRE DEBIETREGELING
## VANNES A BILLE A 2 VOIES POUR REGULATION LINEAIRE DU DEBIT
## 2 WAY BALL VALVES FOR LINEAR FLOW CONTROL

Vrouwelijke lijmaansluiting.
Volledig uitwisselbaar met kogelkranen type VK Dual Block®.
Bereik: 0-90° / monodirectioneel. Met schaalverdeling per 5°
Op aanvraag: elektrisch met posi 4-20mA / pneumatisch met klepstandsteller 4-20mA.

Bouts femelles à coller.
Complètement interchangeable avec les robinets à bille VK Dual Block®.
Portée: 0-90° / mono directionnel. Graduation visuelle par 5°.
Sur demande: actuateur électrique avec Posi 4-20mA / actuateur pneumatique avec positioneur 4-20mA.

Sockets for solvent welding.
Complete interchangeability with VK Dual Block® series.
Range of use: 0-90° / unidirectional flow. Accuracy of the reading position 5°.
On request: electric actuator with Posi card 4-20mA / pneumatic actuator with positioner 4-20mA.

| D | DN | PN | B | $B_1$ | C | $C_1$ | E | $H_1$ | L | Z | H | G/ST/PC | €/ST/PC EPDM | €/ST/PC FPM |
|---|---|---|---|---|---|---|---|---|---|---|---|---|---|---|
| **16** | 10 | 16 | 54.0 | 29.0 | 67 | 40 | 54 | 65 | 14 | 75 | 103 | 215 | **115.17** | **121.17** |
| **20** | 15 | 16 | 54.0 | 29.0 | 67 | 40 | 54 | 65 | 16 | 71 | 103 | 205 | **116.33** | **122.11** |
| **25** | 20 | 16 | 65.0 | 34.5 | 85 | 49 | 65 | 70 | 19 | 77 | 115 | 330 | **130.68** | **138.07** |
| **32** | 25 | 16 | 69.5 | 39.0 | 85 | 49 | 73 | 78 | 22 | 84 | 128 | 438 | **156.90** | **165.93** |
| **40** | 32 | 16 | 82.5 | 46.0 | 108 | 64 | 86 | 88 | 26 | 94 | 146 | 693 | **165.71** | **175.56** |
| **50** | 40 | 16 | 89.0 | 52.0 | 108 | 64 | 98 | 93 | 31 | 102 | 164 | 925 | **216.89** | **229.20** |
| **63** | 50 | 16 | 108.0 | 62.0 | 134 | 76 | 122 | 111 | 38 | 123 | 199 | 1577 | **227.11** | **250.22** |

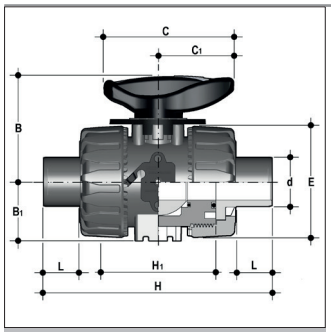


VKRDV

## 2 WEG KOGELKRANEN VOOR LINEAIRE DEBIETREGELING
## VANNES A BILLE A 2 VOIES POUR REGULATION LINEAIRE DU DEBIT
## 2 WAY BALL VALVES FOR LINEAR FLOW CONTROL

Mannelijke lijmuiteinden.
Volledig uitwisselbaar met kogelkranen type VK Dual Block®.
Bereik: 0-90° / monodirectioneel. Met schaalverdeling per 5°
Op aanvraag: elektrisch met posi 4-20mA / pneumatisch met klepstandsteller 4-20mA.

Bouts mâles à coller.
Complètement interchangeable avec les robinets à bille VK Dual Block®.
Portée: 0-90° / mono directionnel. Graduation visuelle par 5°.
Sur demande: actuateur électrique avec Posi 4-20mA / actuateur pneumatique avec positioneur 4-20mA.

Spigots for solvent welding.
Complete interchangeability with VK Dual Block® series.
Range of use: 0-90° / unidirectional flow. Accuracy of the reading position 5°.
On request: electric actuator with Posi card 4-20mA / pneumatic actuator with positioner 4-20mA.

| D | DN | PN | B | $B_1$ | C | $C_1$ | E | $H_1$ | H | L | G/ST/PC | €/ST/PC EPDM | €/ST/PC FPM |
|---|---|---|---|---|---|---|---|---|---|---|---|---|---|
| **16** | 10 | 16 | 54.0 | 29.0 | 67 | 40 | 54 | 65 | 149 | 14 | 215 | **115.17** | **121.17** |
| **20** | 15 | 16 | 54.0 | 29.0 | 67 | 40 | 54 | 65 | 124 | 16 | 220 | **116.33** | **122.11** |
| **25** | 20 | 16 | 65.0 | 34.5 | 85 | 49 | 65 | 70 | 144 | 19 | 340 | **130.68** | **138.07** |
| **32** | 25 | 16 | 69.5 | 39.0 | 85 | 49 | 73 | 78 | 154 | 22 | 443 | **156.90** | **165.93** |
| **40** | 32 | 16 | 82.5 | 46.0 | 108 | 64 | 86 | 88 | 174 | 26 | 693 | **165.71** | **175.56** |
| **50** | 40 | 16 | 89.0 | 52.0 | 108 | 64 | 98 | 93 | 194 | 31 | 945 | **216.89** | **229.20** |
| **63** | 50 | 16 | 108.0 | 62.0 | 134 | 76 | 122 | 111 | 224 | 38 | 1607 | **227.11** | **250.22** |

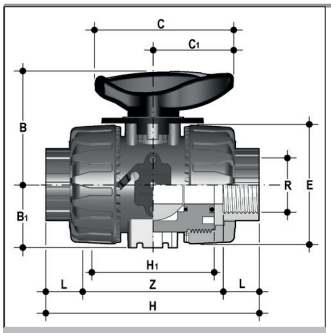


VKRFV

## 2 WEG KOGELKRANEN VOOR LINEAIRE DEBIETREGELING
## VANNES A BILLE A 2 VOIES POUR REGULATION LINEAIRE DU DEBIT
## 2 WAY BALL VALVES FOR LINEAR FLOW CONTROL

Inwendige draadaansluiting BS.
Volledig uitwisselbaar met kogelkranen type VK Dual Block.
Bereik: 0-90° / monodirectioneel. Met schaalverdeling per 5°
Op aanvraag: elektrisch met posi 4-20mA / pneumatisch met klepstandsteller 4-20mA.

Bouts femelles filletés BS.
Complètement interchangeable avec les robinets à bille VK Dual Block.
Portée: 0-90° / mono directionnel. Graduation visuelle par 5°.
Sur demande: actuateur électrique avec Posi 4-20mA / actuateur pneumatique avec positioneur 4-20mA.

BS parallel treaded sockets.
Complete interchangeability with VK Dual Block series.
Range of use: 0-90° / unidirectional flow. Accuracy of the reading position 5°.
On request: electric actuator with Posi card 4-20mA / pneumatic actuator with positioner 4-20mA.

| R | DN | PN | B | B1 | C | C1 | E | H | H1 | L | Z | G/ST/PC | €/ST/PC EPDM | €/ST/PC FPM |
|---|---|---|---|---|---|---|---|---|---|---|---|---|---|---|
| **3/8"** | 10 | 16 | 54.0 | 29.0 | 67 | 40 | 54 | 103 | 65 | 12 | 80 | 215 | **117.39** | **123.79** |
| **1/2"** | 15 | 16 | 54.0 | 29.0 | 67 | 40 | 54 | 110 | 65 | 15 | 80 | 210 | **118.85** | **125.14** |
| **3/4"** | 20 | 16 | 65.0 | 34.5 | 85 | 49 | 65 | 116 | 70 | 16 | 83 | 335 | **134.11** | **140.21** |
| **1"** | 25 | 16 | 69.5 | 39.0 | 85 | 49 | 73 | 134 | 78 | 19 | 96 | 448 | **160.46** | **172.62** |
| **11/4"** | 32 | 16 | 82.5 | 46.0 | 108 | 64 | 86 | 153 | 88 | 21 | 110 | 678 | **171.34** | **181.40** |
| **11/2"** | 40 | 16 | 89.0 | 52.0 | 108 | 64 | 98 | 156 | 93 | 21 | 113 | 955 | **226.64** | **239.35** |
| **2"** | 50 | 16 | 108.0 | 62.0 | 134 | 76 | 122 | 186 | 111 | 26 | 135 | 1667 | **238.89** | **262.86** |

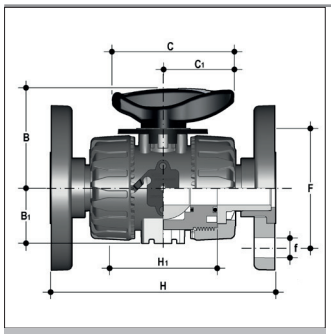


VKROV

## 2 WEG KOGELKRANEN VOOR LINEAIRE DEBIETREGELING
## VANNES A BILLE A 2 VOIES POUR REGULATION LINEAIRE DU DEBIT
## 2 WAY BALL VALVES FOR LINEAR FLOW CONTROL

Volledig uitwisselbaar met kogelkranen type VK Dual Block® met DIN 8063, DIN 2501 vaste flenzen. Inbouwlengte volgens EN 558-1.
Bereik: 0-90° / monodirectioneel. Met schaalverdeling per 5°
Op aanvraag: elektrisch met posi 4-20mA / pneumatisch met klepstandsteller 4-20mA.

Complètement interchangeable avec les robinets à bille VK Dual Block® avec brides fixes DIN 8063, DIN 2501. Encombrement selon EN 558-1.
Portée: 0-90° / mono directionnel. Graduation visuelle par 5°.
Sur demande: actuateur électrique avec Posi 4-20mA / actuateur pneumatique avec positioneur 4-20mA.

Complete interchangeability with VK Dual Block® with DIN 8063, DIN 2501 fixed backing rings. Face to face according EN 558-1.
Range of use: 0-90° / unidirectional flow. Accuracy of the reading position 5°.
On request: electric actuator with Posi card 4-20mA / pneumatic actuator with positioner 4-20mA.

| D | DN | PN | B | B1 | C | C1 | F | H | H1 | U | f | Sp | G/ST/PC | €/ST/PC EPDM | €/ST/PC FPM |
|---|---|---|---|---|---|---|---|---|---|---|---|---|---|---|---|
| **20** | 15 | 16 | 54.0 | 29.0 | 67 | 40 | 65 | 130 | 65 | 4 | 14 | 11 | 375 | **140.62** | **147.79** |
| **25** | 20 | 16 | 65.0 | 34.5 | 85 | 49 | 75 | 150 | 70 | 4 | 14 | 14 | 590 | **158.07** | **167.31** |
| **32** | 25 | 16 | 69.5 | 39.0 | 85 | 49 | 85 | 160 | 78 | 4 | 14 | 14 | 713 | **186.44** | **197.30** |
| **40** | 32 | 16 | 82.5 | 46.0 | 108 | 64 | 100 | 180 | 88 | 4 | 18 | 14 | 1108 | **205.28** | **217.06** |
| **50** | 40 | 16 | 89.0 | 52.0 | 108 | 64 | 110 | 200 | 93 | 4 | 18 | 16 | 1485 | **260.44** | **274.59** |
| **63** | 50 | 16 | 108.0 | 62.0 | 134 | 76 | 125 | 230 | 111 | 4 | 18 | 16 | 2347 | **284.08** | **312.08** |

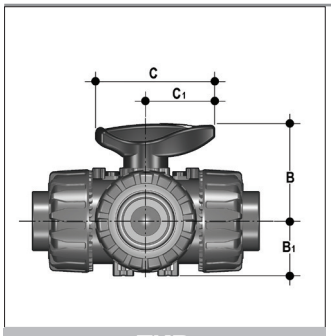


TKD

## 3 WEG KOGELKRANEN
## VANNES A BILLE A 3 VOIES
## 3 WAY BALL VALVES

Radiaal demonteerbaar PN 16.
Veiligheidsslot in uitstroomrichting met de afsluiter onder druk. Blokkeringsmogelijkheid (elke 45°) met safety block systeem.

Démontable radialement PN 16.
Poignée avec blocage de sécurité verrouillable tous les 45°.

Radial disassembling PN 16.
Handle stop device every 45° with safety block system.

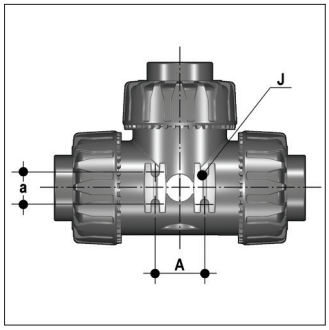


| D | DN | B | B1 | C | C1 | a | A | J |
|---|---|---|---|---|---|---|---|---|
| **16** | 10 | 54.0 | 29.0 | 67 | 40 | 20 | 31 | M5 |
| **20** | 15 | 54.0 | 29.0 | 67 | 40 | 20 | 31 | M5 |
| **25** | 20 | 65.0 | 34.5 | 85 | 49 | 20 | 31 | M5 |
| **32** | 25 | 69.5 | 39.0 | 85 | 49 | 20 | 31 | M5 |
| **40** | 32 | 82.5 | 46.0 | 108 | 64 | 30 | 50 | M6 |
| **50** | 40 | 89.0 | 52.0 | 108 | 64 | 30 | 50 | M6 |
| **63** | 50 | 108.0 | 62.0 | 134 | 76 | 30 | 50 | M6 |

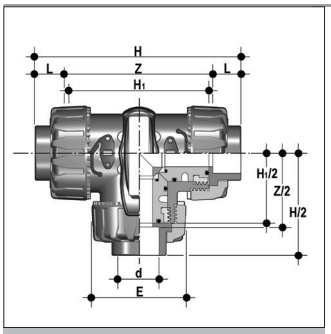


TKDIV

## 3 WEG KOGELKRANEN
## VANNES A BILLE A 3 VOIES
## 3 WAY BALL VALVES

Vrouwelijke lijmaansluiting, T-boring
Bouts femelles à coller, perçage-T
Sockets for solvent welding, T-bore

| D | DN | E | H | H1 | L | Z | G/ST/PC | €/ST/PC EPDM | €/ST/PC FPM |
|---|---|---|---|---|---|---|---|---|---|
| **16** | 10 | 54 | 118.0 | 80 | 14 | 90.0 | 310 | **61.01** | **69.02** |
| **20** | 15 | 54 | 118.0 | 80 | 16 | 86.0 | 310 | **62.34** | **73.88** |
| **25** | 20 | 65 | 145.0 | 100 | 19 | 107.0 | 550 | **72.12** | **82.98** |
| **32** | 25 | 73 | 160.0 | 110 | 22 | 116.0 | 790 | **89.42** | **102.87** |
| **40** | 32 | 86 | 188.5 | 131 | 26 | 136.5 | 1275 | **107.95** | **127.30** |
| **50** | 40 | 98 | 219.0 | 148 | 31 | 157.0 | 1660 | **130.36** | **162.95** |
| **63** | 50 | 122 | 266.5 | 179 | 38 | 190.5 | 2800 | **164.49** | **205.60** |

L-boring: prijzen + 10%
Perçage L: prix + 10%
L-bore: prices + 10%

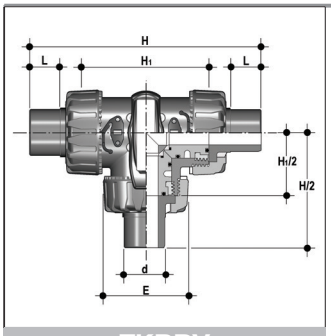


TKDDV

## 3 WEG KOGELKRANEN
## VANNES A BILLE A 3 VOIES
## 3 WAY BALL VALVES

Mannelijke lijmaansluiting, T-boring
Bouts mâles à coller, perçage-T
Sockets for solvent welding, T-bore

| d | DN | E | H | H1 | L | G/ST/PC | €/ST/PC EPDM | €/ST/PC FPM |
|---|---|---|---|---|---|---|---|---|
| **20** | 15 | 54 | 140 | 80 | 16 | 320 | **62.34** | **73.88** |
| **25** | 20 | 65 | 175 | 100 | 19 | 565 | **72.12** | **82.98** |
| **32** | 25 | 73 | 188 | 110 | 22 | 810 | **89.42** | **102.87** |
| **40** | 32 | 86 | 220 | 131 | 26 | 1305 | **107.95** | **127.30** |
| **50** | 40 | 98 | 251 | 148 | 31 | 1700 | **130.36** | **162.95** |
| **63** | 50 | 122 | 294 | 179 | 38 | 2850 | **164.49** | **205.60** |

L-boring: prijzen + 10%
Perçage L: prix + 10%
L-bore: prices + 10%

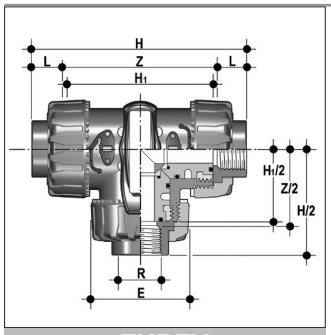


TKDFV

## 3 WEG KOGELKRANEN
## VANNES A BILLE A 3 VOIES
## 3 WAY BALL VALVES

Inwendige draadaansluiting, BS, T-boring
Bouts femelles filetés, BS, perçage-T
BS parallel threaded sockets, BS, T-bore

| R | DN | E | H | H1 | L | Z | G/ST/PC | €/ST/PC EPDM | €/ST/PC FPM |
|---|---|---|---|---|---|---|---|---|---|
| **3/8”** | 10 | 54 | 118.0 | 80 | 11.4 | 95 | 310 | **67.19** | **75.11** |
| **1/2”** | 15 | 54 | 125.0 | 80 | 15.0 | 95 | 310 | **68.56** | **76.65** |
| **3/4”** | 20 | 65 | 146.0 | 100 | 16.3 | 114 | 550 | **79.38** | **90.16** |
| **1”** | 25 | 73 | 166.0 | 110 | 19.1 | 129 | 790 | **98.48** | **111.77** |
| **1 1/4”** | 32 | 86 | 195.5 | 131 | 21.4 | 151 | 1275 | **118.69** | **138.11** |
| **1 1/2”** | 40 | 98 | 211.0 | 148 | 21.4 | 166 | 1660 | **143.40** | **176.02** |
| **2”** | 50 | 122 | 253.5 | 179 | 25.7 | 199 | 2800 | **180.90** | **222.04** |

L-boring: prijzen + 10%
Perçage L: prix + 10%
L-bore: prices + 10%

VLINDERKLEPPEN - HANDBEDIEND FKOV
VANNES PAPILLON - AVEC POIGNEE FKOV
BUTTERFLY VALVES - HAND OPERATED FKOV

**Afmetingen / dimensions / overall dimensions:**
ISO 5752 (DN 40-200 medium seri 25, DN 250-3000 long serie 16)
DIN 3202 (DN 65-200 K2, DN 250-300 K3)

**Materialen / matériaux / materials:**
Lichaam / corps / body: PP-GR
Klepblad / papillon / disc: PVC-U
Axe / axe / stem: RVS AISI 420 (AISI 316 op aanvraag / sur demande / on request)
Zitting / siège / liner: EPDM, FPM (NBR op aanvraag / sur demande / on request)

**Wafer type:**
Tussen flenzen / entre brides / between flanges:
EN ISO 1452, EN ISO 15493, DIN 2501, ISO 7005-1, EN 1092-1, ASTM B16.5 Cl. 150

**Opmerking / remarque / remark:**
Alvorens vlinderkleppen te monteren, is het aan te raden eerst de binnendiameter van de kragen te controleren. Bij bepaalde diameters kan een aanpassing van de kragen noodzakelijk zijn.

Avant d'effectuer l'installation de vannes papillons, il est conseillé de vérifier le diamètre intérieur des collets. En certains cas, il est nécessaire de chamfreiner.

Before installing butterfly valves, it is advisable to check the internal diameter of the stubs.
For certain dimensions, it is necessary to chamfer the stubs.

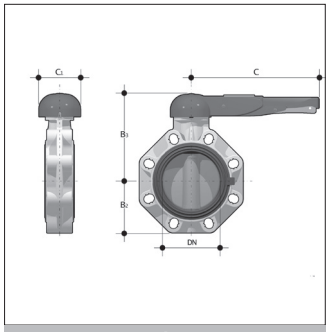


FK/LM

| d | DN | PN | B2 | B3 | C | C1 | Z | G/ ST/PC | U | €/ST/PC EPDM | FPM |
|---|---|---|---|---|---|---|---|---|---|---|---|
| **50** | 40 | 16 | 60 | 137 | 175 | 100 | 33 | 900 | 4 | **190.46** | **284.29** |
| **63** | 50 | 16 | 70 | 143 | 175 | 100 | 43 | 1080 | 4 | **201.68** | **301.01** |
| **75** | 65 | 10 | 80 | 164 | 272 | 110 | 46 | 1470 | 4 | **224.10** | **331.34** |
| **90** | 80 | 10 | 93 | 178 | 272 | 110 | 49 | 1870 | 8 | **235.23** | **347.22** |
| **110** | 100 | 10 | 107 | 192 | 272 | 110 | 56 | 2220 | 8 | **255.86** | **375.82** |
| **140** | 125 | 10 | 120 | 212 | 330 | 110 | 64 | 3100 | 8 | **340.08** | **502.96** |
| **160** | 150 | 10 | 134 | 225 | 330 | 110 | 70 | 3850 | 8 | **367.09** | **526.01** |
| **225** | 200 | 10 | 161 | 272 | 420 | 122 | 71 | 6750 | 8 | **475.14** | **682.53** |

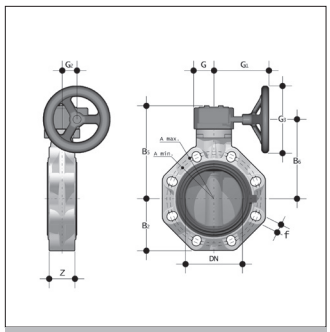


FK/RM

| d | DN | PN | B2 | B5 | B6 | G | G1 | G2 | G3 | Z | G/ ST/PC | U | €/ST/PC EPDM | FPM |
|---|---|---|---|---|---|---|---|---|---|---|---|---|---|---|
| **75** | 65 | 10 | 80 | 174 | 146 | 48 | 135 | 39 | 125 | 46 | 2400 | 4 | **543.48** | **650.72** |
| **90** | 80 | 10 | 93 | 188 | 160 | 48 | 135 | 39 | 125 | 49 | 2800 | 8 | **555.37** | **667.38** |
| **110** | 100 | 10 | 107 | 202 | 174 | 48 | 135 | 39 | 125 | 56 | 3150 | 8 | **575.23** | **695.25** |
| **140** | 125 | 10 | 120 | 222 | 194 | 48 | 144 | 39 | 200 | 64 | 4450 | 8 | **659.49** | **822.37** |
| **160** | 150 | 10 | 134 | 235 | 207 | 48 | 144 | 39 | 200 | 70 | 5200 | 8 | **686.51** | **845.41** |
| **225** | 200 | 10 | 161 | 287 | 256 | 65 | 204 | 60 | 200 | 71 | 9300 | 8 | **866.84** | **1074.28** |
| **280** | 250 | 10 | 210 | 317 | 281 | 88 | 236 | 76 | 250 | 114 | 18600 | 12 | **1590.12** | **2508.76** |
| **315** | 300 | 8 | 245 | 374 | 338 | 88 | 236 | 76 | 250 | 114 | 25600 | 12 | **1713.25** | **2722.43** |
| **355** | 350 | 7 | 280 | 438 | 390 | 88 | 361 | 80 | 300 | 129 | 34450 | 16 | **3221.00** | **5400.51** |
| **400** | 400 | 6 | 306 | 438 | 390 | 88 | 361 | 80 | 300 | 169 | 42450 | 16 | **3582.42** | **6730.89** |

**TYPE LUG**:
met draadogen (DIN 5202, ANSI B16.5 cl. 150) op aanvraag
avec oreilles taraudées (DIN 5202, ANSI B16.5 cl. 150) sur demande
with threaded holes (DIN 5202, ANSI B16.5 cl. 150) on request

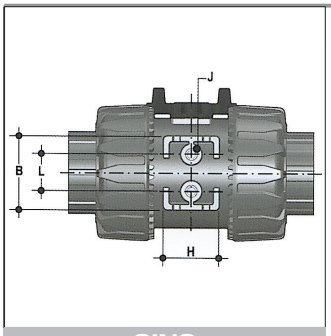


SINS

## DRAADBUSSEN
## BUSELURES
## THREADED INSERTS

| D | DN | B | H | L | J | €/ST/PC = 20 ST/PC Messing Laiton Brass | RVS 316 Inox 316 SS 316 |
|---|---|---|---|---|---|---|---|
| **16** | 10 | 31.5 | 27 | 20 | M4 x 6 | **14.34** | **79.14** |
| **20** | 15 | 31.5 | 27 | 20 | M4 x 6 | **14.34** | **79.14** |
| **25** | 20 | 40.0 | 30 | 20 | M4 x 6 | **14.34** | **79.14** |
| **32** | 25 | 40.0 | 30 | 20 | M4 x 6 | **14.34** | **79.14** |
| **40** | 32 | 50.0 | 35 | 30 | M6 x 10 | **17.26** | **87.53** |
| **50** | 40 | 50.0 | 35 | 30 | M6 x 10 | **17.26** | **87.53** |
| **63** | 50 | 60.0 | 40 | 30 | M6 x 10 | **17.26** | **87.53** |

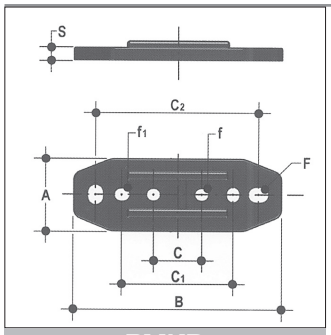


PMKD

## MONTAGEPLAAT
## PLATINE
## MOUNTING PLATE

| D | DN | A | B | C | C1 | C2 | F | f | f1 | S | €/ST/PC |
|---|---|---|---|---|---|---|---|---|---|---|---|
| **16** | 10 | 30 | 86 | 20 | 46 | 67.5 | 6.5 | 5.3 | 5.5 | 5 | **8.13** |
| **20** | 15 | 30 | 86 | 20 | 46 | 67.5 | 6.5 | 5.3 | 5.5 | 5 | **8.13** |
| **25** | 20 | 30 | 86 | 20 | 46 | 67.5 | 6.5 | 5.3 | 5.5 | 5 | **8.13** |
| **32** | 25 | 30 | 86 | 20 | 46 | 67.5 | 6.5 | 5.3 | 5.5 | 5 | **8.13** |
| **40** | 32 | 40 | 122 | 30 | 72 | 102.0 | 6.5 | 6.3 | 6.5 | 6 | **8.87** |
| **50** | 40 | 40 | 122 | 30 | 72 | 102.0 | 6.5 | 6.3 | 6.5 | 6 | **8.87** |
| **63** | 50 | 40 | 122 | 30 | 72 | 102.0 | 6.5 | 6.3 | 6.5 | 6 | **8.87** |

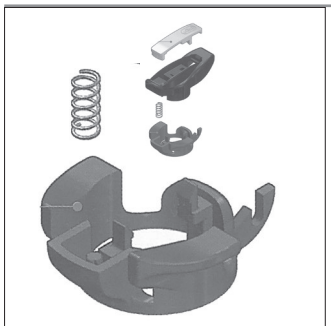

SHKD

## KIT HANDVAT VERGRENDELING 0-90°
## KIT DE VERROUILLAGE 0-90°
## HANDLE BLOCK KIT 0-90°

| D | €/ST/PC |
|---|---|
| **16 - 20** | **15.48** |
| **25 - 32** | **17.30** |
| **40 - 50** | **20.00** |
| **63** | **21.46** |

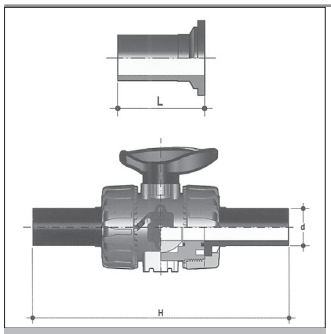


CVDE

## HDPE 100 CONNECTOR VOOR STOMPLAS & ELECTROLAS
## CONNECT. HDPE 100 SOUDAGE BOUT A BOUT OU ELECTROSOUDAGE
## HDPE 100 END CONNECTOR FOR BUTT WELDING OR ELECTROFUSION

Voor / pour / for : VKD / TKD / SXE / RV / VV / VR / VKR / SSE / VEE

| d | DN | L | H | €/ST/PC |
|---|---|---|---|---|
| **20** | 15 | 55 | 175 | **3.09** |
| **25** | 20 | 70 | 210 | **3.15** |
| **32** | 25 | 74 | 226 | **3.17** |
| **40** | 32 | 78 | 243 | **4.95** |
| **50** | 40 | 84 | 261 | **5.87** |
| **63** | 50 | 91 | 293 | **8.36** |
| **75** | 65 | 110 | 356 | **23.43** |
| **90** | 80 | 118 | 390 | **30.46** |
| **110** | 100 | 130 | 431 | **35.40** |

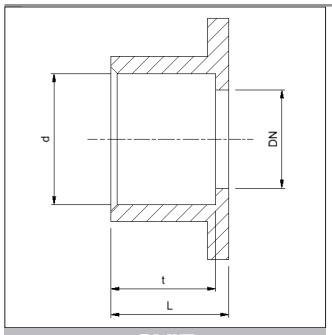


CVIE

## HDPE 100 CONNECTOR VOOR MOFLAS
## CONNECT. HDPE 100 POUR SOUDAGE A L'EMBOITURE
## HDPE 100 END CONNECTOR FOR SOCKET WELDING

Voor / pour / for : VKD / TKD / SXE / RV / VV / VR / VKR / SSE / VEE

| d | DN | L | t | €/ST/PC |
|---|---|---|---|---|
| **20** | 15 | 18 | 16.0 | **8.54** |
| **25** | 20 | 22 | 17.0 | **9.11** |
| **32** | 25 | 25 | 19.5 | **9.60** |
| **40** | 32 | 28 | 22.0 | **10.18** |
| **50** | 40 | 34 | 25.0 | **11.47** |
| **63** | 50 | 43 | 29.0 | **19.57** |

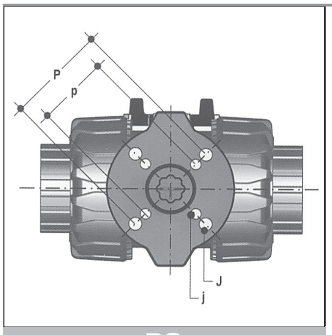


PQ

## POWERQUICK

Opbouwmodule in PP-GVK geschikt voor VKD + TKD
Kit d'accouplement en PP-FRP pour VKD + TKD
Module for assembly in PP-FRP for VKD + TKD

| d | DN | B2 | T | p x j | P x J |
|---|---|---|---|---|---|
| **16** | 10 | 58.0 | 16 | F03 x 5.5 | F04 x 5.5 |
| **20** | 15 | 58.0 | 16 | F03 x 5.5 | F04 x 5.5 |
| **25** | 20 | 73.5 | 16 | F03 x 5.5 | F05 x 6.5 |
| **32** | 25 | 74.0 | 16 | F03 x 5.5 | F05 x 6.5 |
| **40** | 32 | 97.0 | 16 | F05 x 6.5 | F07 x 8.5 |
| **50** | 40 | 104.0 | 16 | F05 x 6.5 | F07 x 8.5 |
| **63** | 50 | 114.0 | 16 | F05 x 6.5 | F07 x 8.5 |

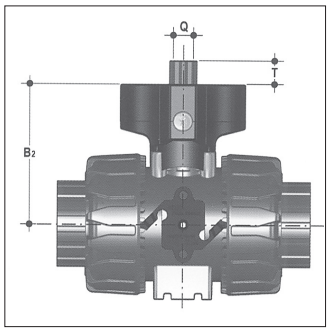


* F04 x 5.5 op aanvraag / sur demande / on request

| d | Actuators CP (FIP) | | Actuators CE (FIP) | | Kit €/ST/PC |
|---|---|---|---|---|---|
| | ISO | SQUARE | ISO | SQUARE | |
| **16 - 20** | F03-04* | 11 | F03 | 14 | **60.04** |
| **25** | F03-05* | 11 | F03 | 14 | **63.69** |
| **25** | F04 | 11 | F04 | 14 | **63.69** |
| **32** | F03-05* | 11 | F03 | 14 | **63.69** |
| **32** | F04 | 14 | F04 | 14 | **63.69** |
| **40** | F05-07* | 14 | F05 | 14 | **72.77** |
| **50** | F05-07* | 14 | F05 | 14 | **72.77** |
| **63** | F05-07* | 14 | F05 | 14 | **77.33** |

LSQT

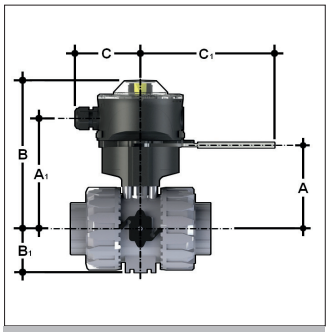


VKD - DN 10-50

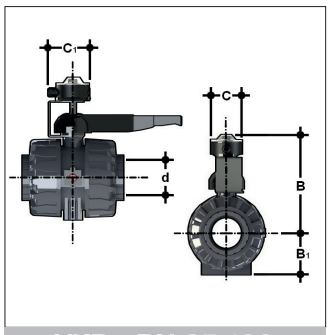


VKD - DN 65-100

## MICROSWITCHBOX MET TERUGMELDINGEN
## BOITIER FIN DE COURSE
## LIMIT SWITCH BOX

Geschikt voor montage op VKD + TKD kogelkranen in combinatie met LSQTKIT montageset.
Pour vannes à boule VKD + TKD montage par l'aide du kit de montage LSQTKIT.
For VKD+TKD ballvalves, to be installed with LSQTKIT mounting kit.

| D | DN | A | A1 | B | B1 | C | C1 |
|---|---|---|---|---|---|---|---|
| **16** | 10 | 60 | 91.5 | 137.0 | 29.0 | 76.5 | 157.5 |
| **20** | 15 | 60 | 91.5 | 137.0 | 29.0 | 76.5 | 157.5 |
| **25** | 20 | 71 | 102.5 | 148.0 | 34.5 | 76.5 | 157.5 |
| **32** | 25 | 76 | 107.5 | 153.0 | 39.0 | 76.5 | 157.5 |
| **40** | 32 | 93 | 124.5 | 170.0 | 46.0 | 76.5 | 157.5 |
| **50** | 40 | 99 | 130.5 | 176.0 | 52.0 | 76.5 | 157.5 |
| **63** | 50 | 116 | 147.5 | 193.0 | 62.0 | 76.5 | 157.5 |
| **75** | 65 | - | - | 275.0 | 87.0 | 103.0 | 126.9 |
| **90** | 80 | - | - | 286.7 | 105.0 | 103.0 | 126.9 |
| **110** | 100 | - | - | 305.5 | 129.0 | 103.0 | 126.9 |

| d | €/ST/PC Montageset Kit de montage Mounting kit | | €/ST/PC Electromechanisch Electromécanique Electro mechanical | | €/ST/PC Inductief 3 draads PNP Inductif 3 fils PNP Inductive 3 wire PNP | |
|---|---|---|---|---|---|---|
| **16 - 20** | **LSQKIT020** | **81.72** | **LSQTMEC** | **284.23** | **LSQTPNP** | **484.45** |
| **25** | **LSQKIT025** | **86.65** | **LSQTMEC** | **284.23** | **LSQTPNP** | **484.45** |
| **32** | **LSQKIT032** | **86.65** | **LSQTMEC** | **284.23** | **LSQTPNP** | **484.45** |
| **40** | **LSQKIT040** | **99.07** | **LSQTMEC** | **284.23** | **LSQTPNP** | **484.45** |
| **50** | **LSQKIT050** | **99.07** | **LSQTMEC** | **284.23** | **LSQTPNP** | **484.45** |
| **63** | **LSQKIT063** | **105.25** | **LSQTMEC** | **284.23** | **LSQTPNP** | **484.45** |
| **75-90-110** | **LSKIT75160** | **195.44** | **LSQTMEC** | **284.23** | **LSQTPNP** | **484.45** |

Afsluiter niet incl., vanne non incl., valve not incl.

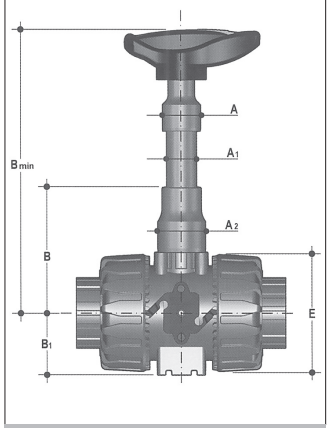


PSKD

## VERLENGDE SPINDEL
## EXTENSION DE COMMANDE
## STEM EXTENSION

| D | DN | A | A1 | A2 | E | B | B1 | B min | €/ST/PC* |
|---|---|---|---|---|---|---|---|---|---|
| **16** | 10 | 32 | 25 | 32 | 54 | 70.0 | 29.0 | 139.5 | **33.66** |
| **20** | 15 | 32 | 25 | 32 | 54 | 70.0 | 29.0 | 139.5 | **33.66** |
| **25** | 20 | 32 | 25 | 40 | 65 | 89.0 | 34.5 | 164.5 | **34.39** |
| **32** | 25 | 32 | 25 | 40 | 73 | 93.5 | 39.0 | 169.0 | **35.29** |
| **40** | 32 | 40 | 32 | 50 | 86 | 110.0 | 46.0 | 200.0 | **35.65** |
| **50** | 40 | 40 | 32 | 50 | 98 | 116.0 | 52.0 | 206.0 | **37.11** |
| **63** | 50 | 40 | 32 | 59 | 122 | 122.0 | 62.0 | 225.0 | **40.95** |

**D75-90-110** op aanvraag / sur demande / on request

***** PVC buis niet inbegrepen, tuyau en PVC pas inclus, PVC pipe not included .

LSQT

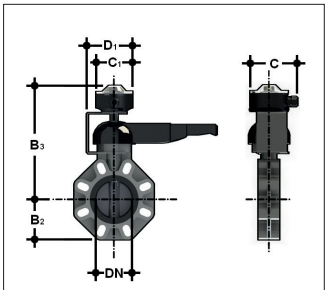


FK - DN 40-200

## MICROSWITCHBOX MET TERUGMELDINGEN
## BOITIER FIN DE COURSE
## LIMIT SWITCH BOX

Geschikt voor montage op FK vlinderkleppen in combinatie met LSQTKIT montageset.
Pour vannes papillon FK montage par l'aide du kit de montage LSQTKIT.
For FK butterfly Ivalves, to be installed with LSQTKIT mounting kit.

| D | B2 | B3 | C | C1 | D1 |
|---|---|---|---|---|---|
| **40** | 60 | 260.5 | 126.9 | 103 | 123.5 |
| **50** | 70 | 266.5 | 126.9 | 103 | 123.5 |
| **65** | 80 | 273.5 | 126.9 | 103 | 123.5 |
| **80** | 93 | 287.5 | 126.9 | 103 | 123.5 |
| **100** | 107 | 301.5 | 126.9 | 103 | 123.5 |
| **125** | 120 | 321.5 | 126.9 | 103 | 123.5 |
| **150** | 134 | 334.5 | 126.9 | 103 | 123.5 |
| **200** | 161 | 385.0 | 126.9 | 103 | 129.8 |

| d | €/ST/PC Montageset Kit de montage Mounting kit | | €/ST/PC Electromechanisch Electromécanique Electro mechanical | | €/ST/PC Inductief 3 draads PNP Inductif 3 fils PNP Inductive 3 wire PNP | |
|---|---|---|---|---|---|---|
| **50-63** | **LSKITFK5063** | **145.15** | **LSQTMEC** | **284.23** | **LSQTPNP** | **484.45** |
| **75-160** | **LSKITF75160** | **195.44** | **LSQTMEC** | **284.23** | **LSQTPNP** | **484.45** |
| **225** | **LSKIT225** | **208.62** | **LSQTMEC** | **284.23** | **LSQTPNP** | **484.45** |

*Afsluiter niet incl., vanne non incl., valve not incl.



**Adaptor voor opbouw aandrijving (elektrisch / pneumatisch) ISO 5211**
**Adapteur pour montage actuateur (electrique / pneumatique) ISO 5211**
**Adaptor for mounting of actuator (electrical / pneumatic) ISO 5211**

d 50 160 : **23.07 €/ST/PC**
d 225 : **28.08 €/ST/PC**

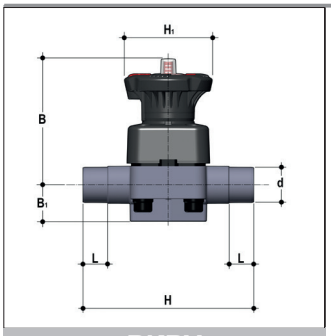


DKDV

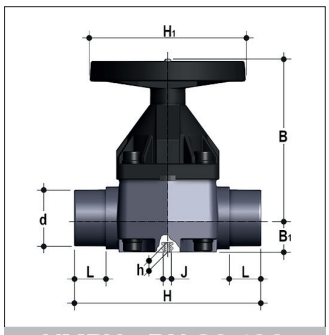


VMDV - DN 80-100

## MEMBRAANKRANEN
## VANNES A MEMBRANE
## DIAPHRAGM VALVES

**PN 10**

Lijmaansluiting volgens ISO 727, UNI 7442/75, DIN 8063, NFT 54-028, KIWA 54.
Membraan : EPDM, FPM en PTFE. (Buna op aanvraag)

A coller selon ISO 727, UNI 7442/75, DIN 8063, NFT 54-028, KIWA 54.
Membrane : EPDM, FPM et PTFE. (Buna sur demande)
Solvent welding according to ISO 727, UNI 7442/75, DIN 8063, NFT 54-028, KIWA 54.
Diaphragm : EPDM, FPM and PTFE. (Buna on request)

| D | DN | L | H | H1 | B | B1 | G/ST/PC | €/ST/PC EPDM | FPM | PTFE |
|---|---|---|---|---|---|---|---|---|---|---|
| **20** | 15 | 16 | 124 | 80 | 102 | 25 | 460 | **51.97** | **97.07** | **107.83** |
| **25** | 20 | 19 | 144 | 80 | 105 | 30 | 482 | **57.86** | **97.07** | **112.69** |
| **32** | 25 | 22 | 154 | 80 | 114 | 33 | 682 | **70.61** | **110.77** | **127.47** |
| **40** | 32 | 26 | 174 | 80 | 119 | 30 | 726 | **83.33** | **151.92** | **169.58** |
| **50** | 40 | 31 | 194 | 120 | 147 | 35 | 1525 | **114.72** | **182.27** | **199.98** |
| **63** | 50 | 38 | 224 | 120 | 172 | 46 | 2389 | **140.09** | **253.81** | **250.90** |
| **75** | 65 | 44 | 284 | 120 | 172 | 46 | 2519 | **331.25** | **651.70** | **481.21** |
| ***90** | 80 | 51 | 300 | 215 | 225 | 55 | 7000 | **401.84** | **718.33** | **551.71** |
| ***110** | 100 | 61 | 340 | 250 | 295 | 69 | 10500 | **557.60** | **1,094.67** | **742.86** |

* PTFE: PN6, Type VMDV

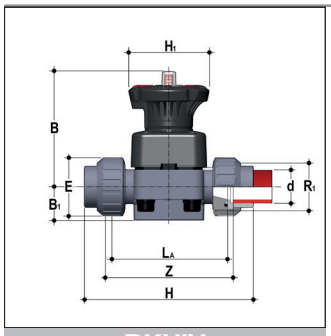


DKUIV

## MEMBRAANKRANEN
## VANNES A MEMBRANE
## DIAPHRAGM VALVES

**PN 10**

Aansluiting met driedelige koppelingen, inwendige verlijming.
Membraan in EPDM, FPM en PTFE. (Buna op aanvraag)

Raccordement à raccords-union 3 pièces, bouts femelles à coller.
Membrane en EPDM, FPM et TFE. (Buna sur demande)

Connection with socket unions, socket for solvent welding.
Diaphragm in EPDM, FPM and PTFE. (Buna on request)

| D | DN | B | $B_1$ | E | H | $H_1$ | $L_A$ | $R_1$ | Z | G/ST/PC | €/ST/PC EPDM | FPM | PTFE |
|---|---|---|---|---|---|---|---|---|---|---|---|---|---|
| **20** | 15 | 102 | 25 | 41 | 129 | 80 | 90 | 1” | 100 | 500 | **62.76** | **104.86** | **125.42** |
| **25** | 20 | 105 | 30 | 50 | 154 | 80 | 108 | 1 1/4” | 116 | 562 | **68.66** | **115.71** | **135.30** |
| **32** | 25 | 114 | 33 | 58 | 168 | 80 | 116 | 1 1/2” | 124 | 790 | **85.28** | **133.37** | **151.93** |
| **40** | 32 | 119 | 30 | 72 | 192 | 80 | 134 | 2” | 140 | 916 | **101.96** | **178.36** | **199.97** |
| **50** | 40 | 147 | 35 | 79 | 222 | 120 | 154 | 2 1/4” | 160 | 1737 | **139.14** | **220.56** | **242.08** |
| **63** | 50 | 172 | 46 | 98 | 266 | 120 | 184 | 2 3/4” | 190 | 2785 | **171.49** | **300.86** | **296.92** |

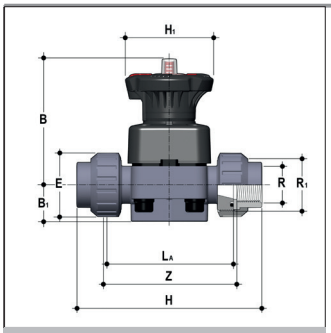


DKUFV

## MEMBRAANKRANEN
## VANNES A MEMBRANE
## DIAPHRAGM VALVES

**PN 10**

Aansluiting met driedelige koppelingen, draadaansluiting.
Membraan in EPDM, FPM en PTFE. (Buna op aanvraag)

Raccordement à raccords-union 3 pièces, raccordement femelle taraudé.
Membrane en EPDM, FPM et PTFE. (Buna sur demande)

Connection with socket unions, threaded connection.
Diaphragm in EPDM, FPM and PTFE. (Buna on request)

| R | DN | B | B1 | E | H | H1 | La | Z | R1 | G/ST/PC | €/ST/PC EPDM | €/ST/PC FPM | €/ST/PC PTFE |
|---|---|---|---|---|---|---|---|---|---|---|---|---|---|
| **1/2”** | 15 | 102 | 25 | 41 | 131 | 80 | 90 | 97 | 1” | 500 | **68.66** | **110.79** | **131.36** |
| **3/4”** | 20 | 105 | 30 | 50 | 151 | 80 | 108 | 118 | 1 1/4” | 562 | **74.45** | **122.55** | **141.19** |
| **1”** | 25 | 114 | 33 | 58 | 165 | 80 | 116 | 127 | 1 1/2” | 790 | **91.17** | **138.21** | **157.79** |
| **1 1/4”** | 32 | 119 | 30 | 72 | 188 | 80 | 134 | 145 | 2” | 916 | **120.53** | **197.04** | **217.58** |
| **1 1/2”** | 40 | 147 | 35 | 79 | 208 | 120 | 154 | 165 | 2 1/4” | 1737 | **160.81** | **241.16** | **263.70** |
| **2”** | 50 | 172 | 46 | 98 | 246 | 120 | 184 | 195 | 2 3/4” | 2785 | **192.09** | **321.50** | **316.58** |

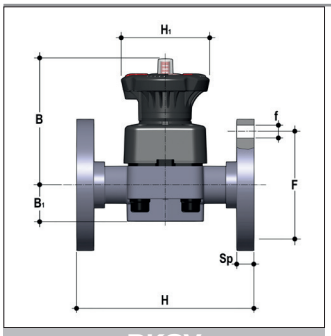


DKOV

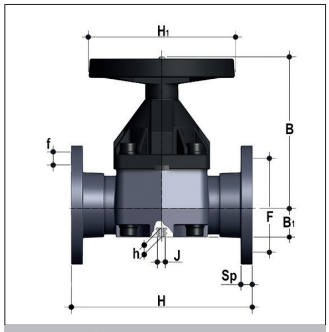


VMOV - DN 80-100

## MEMBRAANKRANEN MET FLENSAANSLUITING
## VANNES A MEMBRANE AVEC RACCORDEMENT A BRIDE
## DIAPHRAGM VALVES WITH FLANGES

**PN 10**

Flensaansluiting, vaste flenzen volgens DIN 2501
Membraan in EPDM, FPM en PTFE. (Buna op aanvraag)

Raccordement à brides fixes, selon DIN 2501
Membrane en EPDM, FPM et PTFE. (Buna sur demande)

Flanged connection with fixed backing rings DIN 2501
Diaphragm in EPDM, FPM and PTFE. (Buna on request)

* PTFE: PN6, Type VMOV

| D | DN | B | B1 | f | F | H | H1 | Sp | U | G/ST/PC | €/ST/PC EPDM | €/ST/PC FPM | €/ST/PC PTFE |
|---|---|---|---|---|---|---|---|---|---|---|---|---|---|
| **20** | 15 | 102 | 25 | 14 | 65 | 130 | 80 | 13.5 | 4 | 690 | **89.40** | **121.64** | **150.88** |
| **25** | 20 | 105 | 30 | 14 | 75 | 150 | 80 | 13.5 | 4 | 682 | **95.12** | **129.56** | **173.04** |
| **32** | 25 | 114 | 33 | 14 | 85 | 160 | 80 | 14.0 | 4 | 972 | **110.47** | **167.58** | **176.13** |
| **40** | 32 | 119 | 30 | 18 | 100 | 180 | 80 | 14.0 | 4 | 1186 | **154.64** | **207.04** | **243.74** |
| **50** | 40 | 147 | 35 | 18 | 110 | 200 | 120 | 16.0 | 4 | 2100 | **166.65** | **223.41** | **265.38** |
| **63** | 50 | 172 | 46 | 18 | 125 | 230 | 120 | 16.0 | 4 | 3159 | **201.93** | **331.79** | **329.90** |
| **75** | 65 | 225 | 55 | 18 | 145 | 290 | 120 | 21.0 | 4 | 3619 | **435.34** | **753.43** | **603.68** |
| ***90** | 80 | 225 | 55 | 18 | 160 | 310 | 215 | - | - | 8500 | **521.70** | **832.82** | **654.20** |
| ***110** | 100 | 295 | 69 | 18 | 180 | 350 | 250 | - | - | 12400 | **713.94** | **1,247.65** | **927.95** |

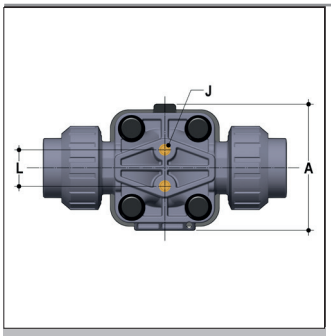


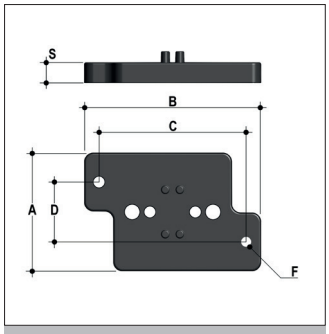


KIT PMDK

## MONTAGEPLAAT
## PLATINE
## MOUNTING PLATE

| D | DN | A | L | J |
|---|---|---|---|---|
| **20** | 15 | 74 | 25.0 | M6 x 10 |
| **25** | 20 | 74 | 25.0 | M6 x 10 |
| **32** | 25 | 87 | 25.0 | M6 x 10 |
| **40** | 32 | 87 | 25.0 | M6 x 10 |
| **50** | 40 | 114 | 44.5 | M8 x 14 |
| **63** | 50 | 136 | 44.5 | M8 x 14 |
| **75** | 65 | 136 | 44.5 | M8 x 14 |

**KIT PMDK**

| D | DN | A | B | C | D | F | S | €/ST/PC |
|---|---|---|---|---|---|---|---|---|
| **20** | 15 | 65 | 97 | 81 | 33 | 5.5 | 11 | **16.55** |
| **25** | 20 | 65 | 97 | 81 | 33 | 5.5 | 11 | **16.55** |
| **32** | 25 | 65 | 97 | 81 | 33 | 5.5 | 11 | **16.55** |
| **40** | 32 | 65 | 97 | 81 | 33 | 5.5 | 11 | **18.62** |
| **50** | 40 | 65 | 144 | 130 | 33 | 6.5 | 11 | **18.62** |
| **63** | 50 | 65 | 144 | 130 | 33 | 6.5 | 11 | **18.62** |
| **75** | 65 | 65 | 144 | 130 | 33 | 6.5 | 11 | **18.62** |

Inclusief 2 RVS schroeven
Inclusif 2 ecroux en inox
2 stainless steel screws included

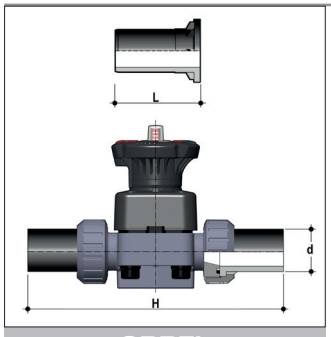


QBBEL

## HDPE 100 CONNECTOR VOOR STOMPLAS & ELECTROLAS
## CONNECT. HDPE 100 SOUDAGE BOUT A BOUT OU ELECTROSOUDAGE
## HDPE 100 END CONNECTOR FOR BUTT WELDING OR ELECTROFUSION

**SDR11**

| d | DN | L | H | €/ST/PC |
|---|---|---|---|---|
| **20** | 15 | 95 | 280 | **5.87** |
| **25** | 20 | 95 | 298 | **6.88** |
| **32** | 25 | 95 | 306 | **8.72** |
| **40** | 32 | 95 | 324 | **11.16** |
| **50** | 40 | 95 | 344 | **11.52** |
| **63** | 50 | 95 | 374 | **16.79** |

MEMBRAANAFSLUITERS
ROBINETS A MEMBRANE
DIAPHRAGM COCKS

**PN 6**
Volgens normen / Selon normes / According to normes : ISO-BS-ASTM.

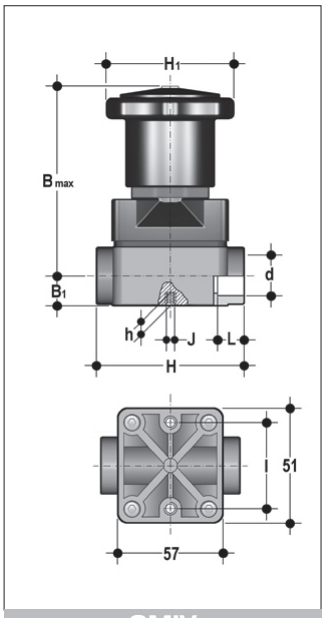


**CMIV**

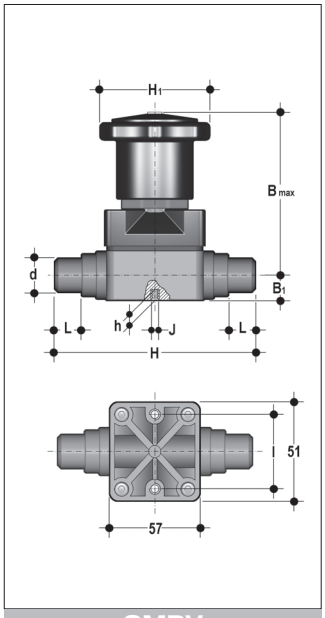


**CMDV**

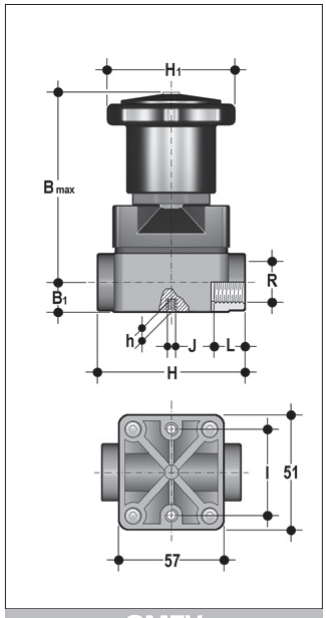


**CMFV**

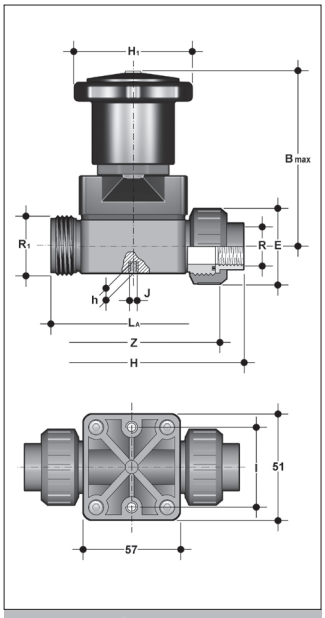


**CMUFV**

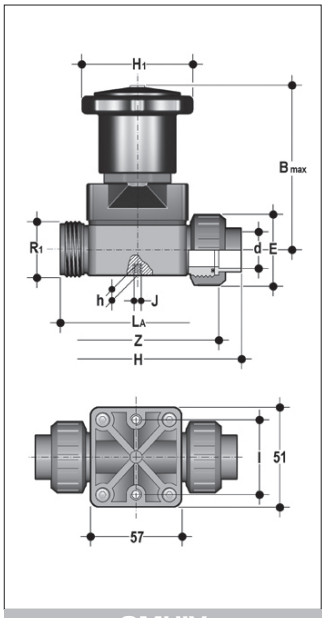


**CMUIV**

| CODE | D/R | DN | B | B1 | H1 | H | h | I | J | L | LA | Z | R1 | E | G/ ST/PC | €/ST/PC EPDM | FPM | CR+PTFE |
|---|---|---|---|---|---|---|---|---|---|---|---|---|---|---|---|---|---|---|
| **CMIV** | 16 | 12 | 86 | 15 | 58.5 | 75 | 8 | 35 | M5 | 14.0 | | | | | 270 | **44.96** | **62.79** | **71.15** |
| | 20 | 15 | 86 | 15 | 58.5 | 75 | 8 | 35 | M5 | 16.0 | | | | | 270 | **57.55** | **71.15** | **76.40** |
| **CMDV** | 20 | 15 | 86 | 15 | 58.5 | 124 | 8 | 35 | M5 | 17.0 | | | | | 310 | **54.44** | **77.42** | **81.66** |
| **CMFV** | 3/8” | 12 | 86 | 15 | 58.5 | 75 | 8 | 35 | M5 | 11.5 | | | | | 270 | **44.96** | **62.79** | **71.15** |
| | 1/2” | 15 | 86 | 15 | 58.5 | 75 | 8 | 35 | M5 | 15.0 | | | | | 270 | **57.55** | **71.15** | **76.40** |
| **CMUIV** | 20 | 15 | 86 | | 58.5 | 130 | 8 | 35 | M5 | | 90 | 97.5 | 1” | 41 | 285 | **62.79** | **80.62** | **83.72** |
| **CMUFV** | 1/2” | 15 | 86 | | 58.5 | 130 | 8 | 35 | M5 | | 90 | 97.5 | 1” | 41 | 285 | * | * | * |

* op aanvraag / sur demande / on request

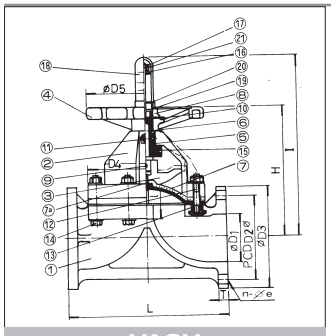


VAOV

## MEMBRAANKRANEN
## VANNES A MEMBRANE
## DIAPHRAGM VALVES

Aansluiting met flenzen.
Membraan : EPDM, PTFE.

Raccordement à brides.
Membrane : EPDM, PTFE.

Flange connection.
Diaphragm : EPDM, PTFE.

| PN EPDM | PN PTFE | DN | L | D | $D_2$ | $D_3$ | H | I | T | e | n | KG/ST/PC |
|---|---|---|---|---|---|---|---|---|---|---|---|---|
| 10 | 10 | 15 | 130 | 16 | 65 | 95 | 85 | 126 | 20 | 14 | 4 | 0.9 |
| 10 | 10 | 20 | 150 | 20 | 75 | 105 | 94 | 137 | 20 | 14 | 4 | 1.0 |
| 10 | 10 | 25 | 160 | 25 | 85 | 115 | 100 | 145 | 20 | 14 | 4 | 1.3 |
| 10 | 10 | 32 | 180 | 32 | 100 | 140 | 135 | 190 | 20 | 18 | 4 | 1.9 |
| 10 | 10 | 40 | 200 | 41 | 110 | 150 | 135 | 190 | 20 | 18 | 4 | 2.3 |
| 10 | 8 | 50 | 230 | 52 | 125 | 165 | 146 | 212 | 22 | 18 | 4 | 3.0 |
| 10 | 8 | 65 | 290 | 67 | 145 | 185 | 189 | 268 | 22 | 18 | 4 | 5.2 |
| 10 | 7 | 80 | 310 | 78 | 160 | 200 | 210 | 305 | 24 | 18 | 8 | 6.8 |
| 10 | 6 | 100 | 350 | 100 | 180 | 220 | 270 | 375 | 26 | 18 | 8 | 11.8 |
| 7 | 5 | 125 | 400 | 125 | 210 | 250 | 308 | 420 | 23 | 18 | 8 | 18.8 |
| 7 | 5 | 150 | 480 | 148 | 240 | 285 | 334 | 476 | 27 | 23 | 8 | 29.9 |
| 6 | 4 | 200 | 600 | 196 | 295 | 340 | 419 | 627 | 34 | 23 | 8 | 45.0 |
| 4 | 4 | 250 | 730 | 247 | 350 | 385 | 510 | 778 | 36 | 23 | 12 | 82.1 |

Prijs op aanvraag
Prix sur demande
Price on request

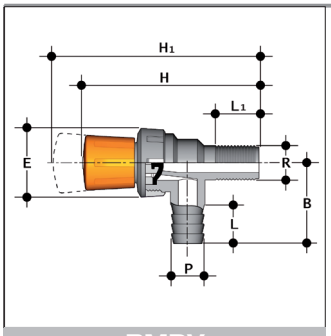


RMDV

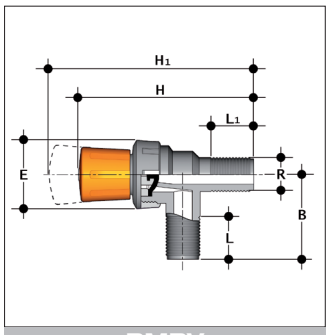


RMRV

## MEMBRAANAFSLUITERS 1/2" - 20 MM
## ROBINETS À MEMBRANE 1/2" - 20 MM
## DIAPHRAGM COCKS 1/2" - 20 MM

Type RMRV met beide zijden cylindrische buitendraad.
Type RMDV met één zijde cylindrische buitendraad, andere zijde slangaansluiting.
Membraan : EPDM.

Type RMRV avec deux bouts mâles filetés.
Type RMDV avec un bout mâle fileté; l'autre bout cannelé.
Membrane EPDM.

RMRV type : both ends exteriorly parallel threaded.
RMDV type : one end exteriorly parallel threaded, the other end with hose adaptor.
Diaphragm : EPDM.

| | R | P | DN | H | H1 | L1 | L | E | B | PN | €/ST/PC |
|---|---|---|---|---|---|---|---|---|---|---|---|
| **RMDV** | 1/2" | 20 | 15 | 110 | 119 | 28 | 16 | 43 | 50 | 4 | **25.16** |
| **RMRV** | 1/2" | - | 15 | 110 | 119 | 29 | 24 | 43 | 50 | 4 | **25.16** |

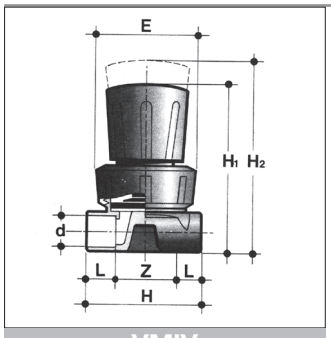


VMIV

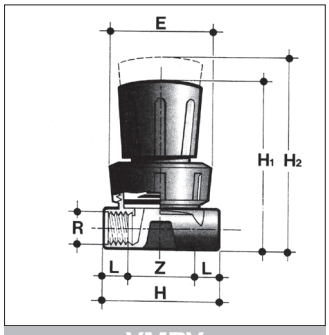


VMRV

## MEMBRAANAFSLUITERS 1/4" - 12 MM
## ROBINETS À MEMBRANE 1/4" - 12 MM
## DIAPHRAGM COCKS 1/4" - 12 MM

Type VMRV met beide zijden cylindrische binnendraad.
Type VMIV met beide zijden lijmmof.
Membraan : EPDM.

Type VMRV avec deux bouts femelles à fileter.
Type VMIV avec deux bouts femelles à coller.
Membrane : EPDM.

VMRV type : both ends interiorly parallel threaded.
VMIV type : sockets for solvent welding.
Diaphragm : EPDM.

| | D | R | DN | L | H1 | H2 | H | E | Z | PN | €/ST/PC |
|---|---|---|---|---|---|---|---|---|---|---|---|
| **VMIV** | 12 | - | 8 | 12.0 | 72 | 81 | 48 | 43 | 24 | 10 | **33.13** |
| **VMRV** | - | 1/4" | 8 | 10.5 | 72 | 81 | 48 | 43 | 27 | 10 | **36.40** |

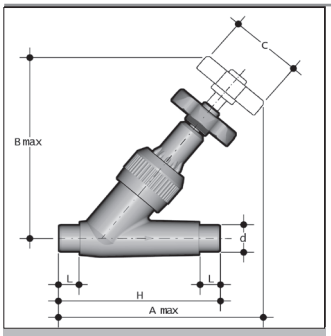


VVDV

## VRIJSTROOMAFSLUITERS
## VANNES A SIEGE INCLINE
## ANGLE SEAT VALVES

Uitwendige lijmmoffen.
Spindelafdichting : PE met grafietvulling of PTFE. Huisafdichting : EPDM.
Spindel : met stalen kern.

Deux côtés mâles à coller.
Joint d'axe : PE graphité ou PTFE. Joint de corps : EPDM.
Axe : avec noyeau en acier.

Spigots for solvent welding.
Gland seal : PE with graphite filling or PTFE. Bonnet seal : EPDM.
Spindle with steel insert.

| D | DN | $A_{max.}$ | $B_{max.}$ | C | H | L | PN | €/ST/PC |
|---|---|---|---|---|---|---|---|---|
| **16** | 10 | 136 | 124 | 60 | 114 | 14 | 16 | **37.16** |
| **20** | 15 | 146 | 124 | 60 | 124 | 16 | 16 | **39.10** |
| **25** | 20 | 165 | 146 | 60 | 144 | 19 | 16 | **43.27** |
| **32** | 25 | 188 | 173 | 70 | 154 | 22 | 16 | **51.51** |
| **40** | 32 | 217 | 195 | 85 | 174 | 26 | 10 | **67.84** |
| **50** | 40 | 247 | 222 | 105 | 194 | 31 | 10 | **90.57** |
| **63** | 50 | 249 | 269 | 130 | 224 | 38 | 10 | **131.62** |

Set FPM dichtingen : hoofdstuk VII Toebehoren.
Set joints en FPM : chapitre VII Accessoires.
Set FPM gaskets : chapter VII Accessories.

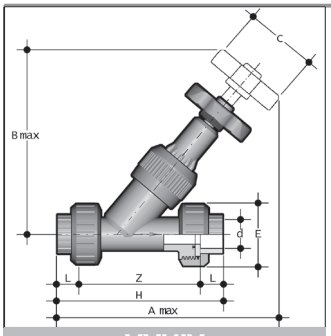


VVUIV

## VRIJSTROOMAFSLUITERS
## VANNES A SIEGE INCLINE
## ANGLE SEAT VALVES

3-delige koppelingen met inwendige lijmmoffen.
Spindelafdichting : PE met grafietvulling. Huisafdichting : EPDM.
Spindel : met stalen kern.

Raccordement avec pièces folles, femelles à coller.
Joint d'axe : PE graphité. Joint de corps : EPDM.
Axe : avec noyeau en acier.

True union connections with solvent welding sockets.
Gland seal : PE with graphite filling. Bonnet seal : EPDM.
Spindle with steel insert.

| D | DN | PN | $B_{max}$ | C | E | L | Z | H | $A_{max}$ | G/ST/PC | €/ST/PC |
|---|---|---|---|---|---|---|---|---|---|---|---|
| **16** | 10 | 16 | 124 | 60 | 55 | 14 | 107 | 135 | 170 | 238 | **42.54** |
| **20** | 15 | 16 | 124 | 60 | 55 | 16 | 103 | 135 | 173 | 251 | **43.47** |
| **25** | 20 | 16 | 146 | 60 | 66 | 19 | 120 | 158 | 197 | 413 | **49.81** |
| **32** | 25 | 16 | 173 | 70 | 75 | 22 | 132 | 176 | 223 | 621 | **59.26** |
| **40** | 32 | 10 | 195 | 85 | 85 | 26 | 155 | 207 | 258 | 903 | **78.03** |
| **50** | 40 | 10 | 222 | 105 | 100 | 31 | 181 | 243 | 295 | 1320 | **104.18** |
| **63** | 50 | 10 | 269 | 130 | 120 | 38 | 222 | 298 | 359 | 2238 | **155.99** |

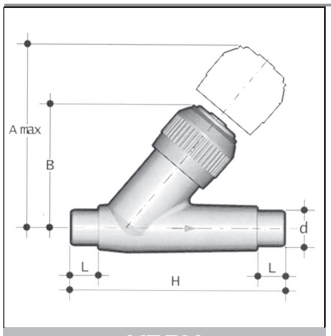


VRDV

## TERUGSLAGKLEPPEN
## CLAPETS DE RETENUE
## CHECK VALVES

Uitwendige lijmmof
Afdichting EPDM
FPM ringen zie hoofdstuk toebehoren.

Bouts mâles à coller.
Etanchéité : EPDM.
Joints FPM : voir chapitre accessoires.
Avec raccordement à brides : prix sur demande.

Spigots for solvent welding.
Seal : EPDM.
FPM rings see chapter accessories.
Also available with flanges : price on request.

| D | L | B | H | PN | €/ST/PC |
|---|---|---|---|---|---|
| **16** | 14 | 72 | 114 | 16 | **29.91** |
| **20** | 16 | 72 | 124 | 16 | **31.86** |
| **25** | 19 | 83 | 144 | 16 | **37.02** |
| **32** | 22 | 96 | 154 | 16 | **44.27** |
| **40** | 26 | 110 | 174 | 16 | **55.14** |
| **50** | 31 | 120 | 194 | 16 | **78.47** |
| **63** | 38 | 142 | 224 | 16 | **113.78** |

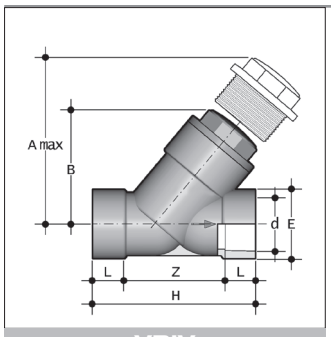


VRIV

## TERUGSLAGKLEPPEN
## CLAPETS DE RETENUE
## CHECK VALVES

Inwendige lijmmof
Afdichting EPDM
FPM ringen zie hoofdstuk toebehoren.

Bouts femelles à coller
Etanchéïté: EPDM
Joints FPM : voir chapitre accessoires.

Sockets for solvent welding
Seals: EPDM
FPM rings see chapter accessories.

| D | DN | PN | $A_{max}$ | B | E | L | Z | H | K | G/ST/PC | €/ST/PC EPDM |
|---|---|---|---|---|---|---|---|---|---|---|---|
| **75** | 65 | 10 | 300 | 179 | 104 | 44 | 155 | 243 | 96 | 3485 | **195.97** |
| **90** | 80 | 6 | 325 | 192 | 116 | 51 | 160 | 262 | 105 | 4530 | **254.38** |
| **110** | 100 | 6 | 385 | 231 | 138 | 61 | 203 | 325 | - | 7170 | **447.30** |

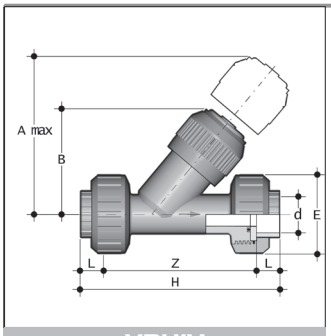


VRUIV

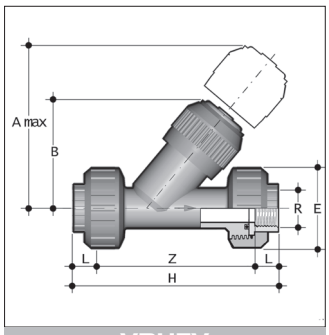


VRUFV

## TERUGSLAGKLEPPEN
## CLAPETS DE RETENUE
## CHECK VALVES

3-delige koppelingen met inwendige lijmmof (VRUIV) of inwendige schroefdraad (VRUFV).
Afdichting : EPDM.
FPM ringen : zie hoofdstuk toebehoren.

Raccordement avec pièces folles, bouts femelles à coller (VRUIV) ou bouts femelles à fileter. (VRUFV)
Etanchéïté : EPDM.
Joints FPM : voir chapitre accessoires.

True union connections with solvent welding sockets (VRUIV) or interior thread (VRUFV).
Seals : EPDM.
FPM rings : see chapter accessories.

| D | R | PN | $A_{max.}$ | B | E | L | | Z | | H | | G/ST/PC | | €/ST/PC | |
|---|---|---|---|---|---|---|---|---|---|---|---|---|---|---|---|
| | | | | | | VRUIV | VRUFV | VRUIV | VRUFV | VRUIV | VRUFV | VRUIV | VRUFV | VRUIV | VRUFV |
| **16** | 3/8” | 16 | 125 | 72 | 55 | 14 | 11.4 | 107 | 112.2 | 135 | 135 | 218 | 221 | **34.37** | **49.31** |
| **20** | 1/2” | 16 | 125 | 72 | 55 | 16 | 15.0 | 103 | 112.0 | 135 | 142 | 226 | 230 | **36.67** | **51.14** |
| **25** | 3/4” | 16 | 145 | 84 | 66 | 19 | 16.3 | 120 | 126.4 | 158 | 159 | 388 | 390 | **42.54** | **59.26** |
| **32** | 1” | 16 | 165 | 95 | 75 | 22 | 19.1 | 132 | 144.8 | 176 | 183 | 606 | 602 | **50.84** | **72.98** |
| **40** | 11/4” | 16 | 190 | 111 | 87 | 26 | 21.4 | 155 | 171.2 | 207 | 214 | 923 | 932 | **63.44** | **92.78** |
| **50** | 11/2” | 16 | 210 | 120 | 100 | 31 | 21.4 | 181 | 192.2 | 243 | 235 | 1335 | 1341 | **90.17** | **122.21** |
| **63** | 2” | 16 | 240 | 139 | 120 | 38 | 25.7 | 222 | 233.6 | 298 | 285 | 2313 | 2348 | **131.31** | **161.61** |

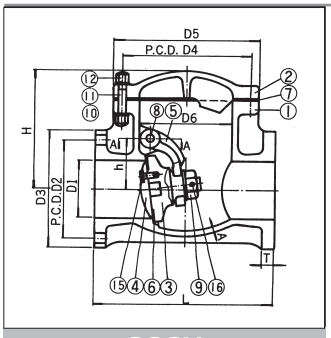


SCOV

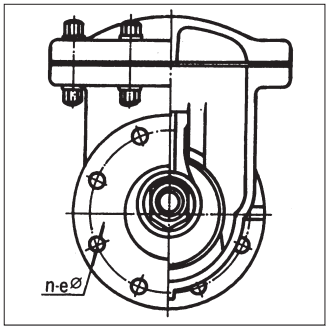


SCOV

## SWING TERUGSLAGKLEPPEN
## CLAPETS DE RETENUE SWING
## SWING CHECK VALVES

Flensaansluiting volgens DIN 2501, PN 10
Dichtingen : EPDM, FPM, PTFE

Connection à brides suivant DIN 2501 PN 10
Joints : EPDM, FPM, PTFE

With flange connection according to DIN 2501 PN 10
Seals : EPDM, FPM, PTFE

| DN | A | B | H | L | T | PN (bar) | G/ST/PC |
|---|---|---|---|---|---|---|---|
| **20** | 105 | 86 | 90 | 140 | 15 | 7 | 780 |
| **25** | 115 | 130 | 120 | 160 | 15 | 7 | 1600 |
| **40** | 150 | 145 | 138 | 180 | 16 | 7 | 2700 |
| **50** | 165 | 180 | 164 | 200 | 17 | 7 | 4000 |
| **65** | 185 | 205 | 171 | 260 | 20 | 7 | 5100 |
| **80** | 200 | 205 | 171 | 260 | 20 | 7 | 5500 |
| **100** | 220 | 265 | 213 | 300 | 23 | 5 | 9500 |
| **125** | 250 | 330 | 238 | 350 | 25 | 5 | 16300 |
| **150** | 285 | 370 | 268 | 400 | 30 | 5 | 20800 |
| **200** | 340 | 425 | 306 | 500 | 31 | 3 | 34000 |

werkdruk bij 20°C
pression de travail à 20°C
working pressure at 20°C

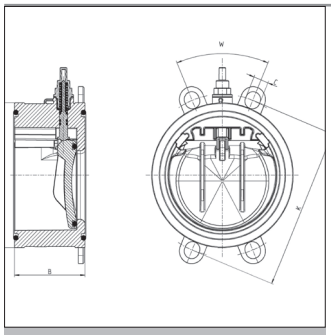

TYPE K4

## TERUGSLAGKLEPPEN
## CLAPETS DE RETENUE
## CHECK VALVES

**PN 6**

Met standaanwijzer
Opening tot 85°, dichting EPDM of FPM
Verbinding d.m.v. kraag / flens
Leverbaar met veer voor werkdruk van 3 en 6 bar

Avec indicateur de position.
Ouverture jusqu'à 85°, joint EPDM ou FPM
Raccordement avec collet / bride.
Livrable acec ressort pour pression de 3 à 6 bar.

With position indicator
Opening up to 85°, gasket EPDM or FPM
Connection by stub flange / flange
With spring for pressure 3 to 6 bar.

| DN | A | B | C | K | W | |
|---|---|---|---|---|---|---|
| **65** | 115 | 63 | 20 | 139-145 | 90° | |
| **80** | 128 | 71 | 20 | 150-160 | 45° | |
| **100** | 155 | 80 | 20 | 175-191 | 45° | BS |
| **150** | 212 | 106 | 24 | 234-242 | 45° | BS |
| **200** | 264 | 140 | 24 | 290-299 | 45° | BS |
| **250** | 325 | 140 | 27 | 350-362 | 30° | BS |

Prijs op aanvraag / prix sur demande / price on request.

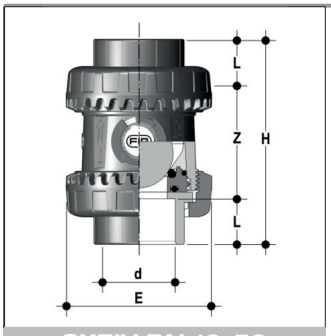


SXEIV DN 10-50

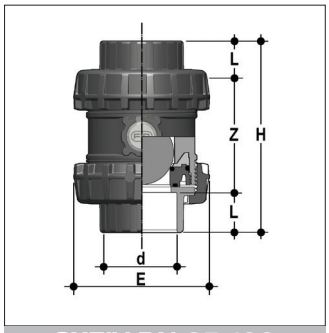


SXEIV DN 65-100

## KOGELTERUGSLAGKLEPPEN
## CLAPETS DE RETENUE A BILLE
## BALL CHECK VALVES

Inwendige lijmaansluiting. / Afdichting : EPDM + FPM.
Voor horizontale inbouw (mits een tegendruk van min. 0,2 bar) en verticale inbouw.
Uitwisselbaar met afsluiter VEEIV.

Bout femelle à coller. / Etanchéïté : EPDM + FPM.
Pour installation horizontale (avec une pression min. de 0,2 bar) et installation verticale.
Interchangeable avec vanne VEEIV.

Socket for solvent welding. / Seal : EPDM + FPM.
For horizontal installation (with min. back pressure of 0,2 bar) and vertical installation.
Interchangeable with valve VEEIV.

| D | DN | PN | L | Z | H | E | G/ST/PC | €/ST/PC EPDM | €/ST/PC FPM |
|---|---|---|---|---|---|---|---|---|---|
| **16** | 10 | 16 | 14 | 54 | 82 | 54 | 145 | **40.38** | **42.75** |
| **20** | 15 | 16 | 16 | 50 | 82 | 54 | 148 | **40.55** | **42.89** |
| **25** | 20 | 16 | 19 | 53 | 91 | 63 | 190 | **46.88** | **47.88** |
| **32** | 25 | 16 | 22 | 59 | 103 | 72 | 300 | **49.80** | **51.98** |
| **40** | 32 | 16 | 26 | 68 | 120 | 85 | 460 | **61.99** | **69.94** |
| **50** | 40 | 16 | 31 | 77 | 139 | 100 | 675 | **76.25** | **81.59** |
| **63** | 50 | 16 | 38 | 98 | 174 | 118 | 1080 | **110.76** | **130.09** |
| **75** | 65 | 16 | 44 | 123 | 211 | 157 | 2605 | **255.36** | **273.24** |
| **90** | 80 | 16 | 51 | 146 | 248 | 174 | 3300 | **320.33** | **340.80** |
| **110** | 100 | 16 | 61 | 161 | 283 | 212 | 5770 | **420.36** | **463.67** |

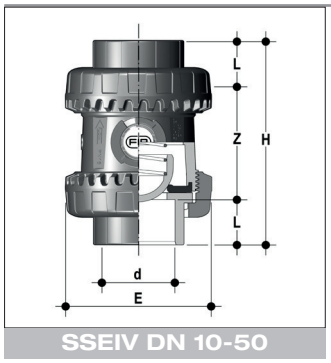


SSEIV DN 10-50

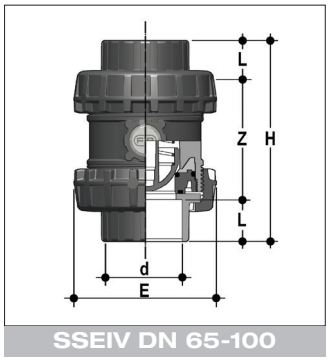


SSEIV DN 65-100

## KOGELTERUGSLAGKLEPPEN MET VEER
## CLAPETS DE RETENUE CHARGEE PAR RESSORT
## CHECK VALVES SPRING LOADED

Vrouwelijke lijmuiteinden (SSEIV), draadaansluiting (SSEFV)
Dichtingen: EPDM, FPM
Veer: WSt 1.4401 (op aanvraag met PTFE coating)

Bouts femelles à coller (SSEIV), filletage femelle (SSEFV)
Joints: EPDM, FPM
Ressort: WSt 1.4401 (sur demande enrobé avec PTFE)

Sockets for solvent welding (SSEIV), threaded sockets (SSEFV)
Seals: EPDM, FPM
Spring: WSt 1.4401 (on request with PTFE coating)

| D | DN | PN | L | Z | H | E | G/ST/PC | €/ST/PC EPDM | €/ST/PC FPM |
|---|---|---|---|---|---|---|---|---|---|
| **16** | 10 | 16 | 14 | 54 | 82 | 54 | 146 | **33.17** | * |
| **20** | 15 | 16 | 16 | 50 | 82 | 54 | 149 | **33.29** | **35.21** |
| **25** | 20 | 16 | 19 | 53 | 91 | 63 | 188 | **38.74** | **39.32** |
| **32** | 25 | 16 | 22 | 59 | 103 | 72 | 292 | **40.87** | **42.68** |
| **40** | 32 | 16 | 26 | 68 | 120 | 85 | 445 | **50.90** | **57.43** |
| **50** | 40 | 16 | 31 | 77 | 139 | 100 | 640 | **62.62** | **67.02** |
| **63** | 50 | 16 | 38 | 98 | 174 | 118 | 1010 | **91.87** | **106.83** |
| **75** | 65 | 16 | 44 | 123 | 211 | 157 | 2480 | **200.09** | * |
| **90** | 80 | 16 | 51 | 146 | 248 | 174 | 3090 | **251.02** | * |
| **110** | 100 | 16 | 61 | 161 | 283 | 212 | 5370 | **329.40** | * |

Openingsdruk: 0.08 bar
Pression d'ouverture: 0.08 bar
Opening pressure: 0.08 bar.

* op aanvraag / sur demande / on request.

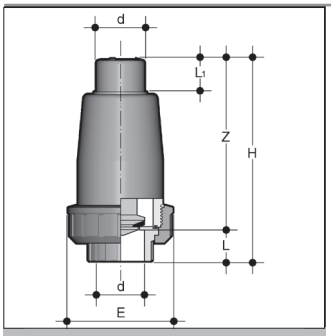


VZIV

## VOETKLEPPEN
## CLAPETS A PIED
## FOOT VALVES

**PN 16**

Uitwendige lijmaansluiting boven en inwendige lijmmof onderaan.
Afdichting : EPDM.
In verticale positie gebruiken.
Flens- en draadaansluiting: op aanvraag

Bout mâle à coller en haut et bout femelle à coller en côté bas.
Etanchéïté : EPDM.
Ne monter les clapets qu'en position verticale.
Raccordement à brides et filetage femelle : sur demande.

Spigots for solvent welding above, socket for solvent welding below.
Seal : EPDM.
Use only in vertical position
Flange connection et threaded sockets : on request.

| D | DN | E | L | L1 | Z | H | G/ST/PC | €/ST/PC |
|---|---|---|---|---|---|---|---|---|
| **16** | 10 | 55 | 14 | 15 | 87 | 101 | 105 | **34.22** |
| **20** | 15 | 55 | 16 | 18 | 87 | 103 | 120 | **35.07** |
| **25** | 20 | 65 | 19 | 20 | 106 | 125 | 210 | **39.60** |
| **32** | 25 | 75 | 22 | 24 | 128 | 150 | 350 | **42.76** |
| **40** | 32 | 87 | 26 | 28 | 145 | 171 | 560 | **48.22** |
| **50** | 40 | 100 | 31 | 34 | 156 | 187 | 760 | **66.91** |
| **63** | 50 | 122 | 38 | 41 | 185 | 223 | 1340 | **95.33** |

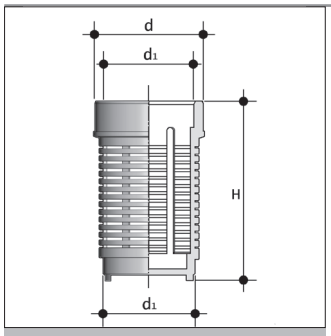


SZIV

## ZUIGKORVEN
## CREPINES
## STRAINER BASKETS

Met in- en uitwendige lijmaansluiting.
Avec bouts mâles et femelles à coller.
With spigot and socket for solvent welding.

| d | d1 | H | €/ST/PC |
|---|---|---|---|
| **20** | 16 | 48.5 | **13.37** |
| **25** | 20 | 60.0 | **14.35** |
| **32** | 25 | 75.0 | **15.00** |
| **40** | 32 | 88.0 | **28.32** |
| **50** | 40 | 83.0 | **29.12** |
| **63** | 50 | 133.5 | **30.05** |

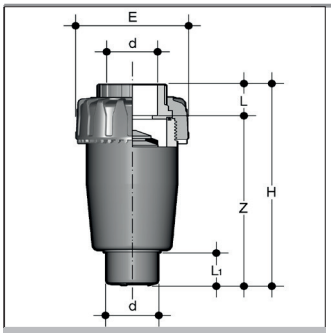


VAIV

## ONTLUCHTINGSKLEPPEN
## VENTOUSES
## AIR RELEASE VALVES

Type VAIV met uitwendige lijmaansluiting onder en inwendige lijmmof bovenaan.
Afdichting : EPDM
Ontluchtingskleppen alleen in verticale positie gebruiken met de moer naar boven gericht.
De voetkleppen en de ontluchtingskleppen zien er hetzelfde uit. De stift van de voetklep is echter zwaarder.

Bout mâle à coller en bas et bout femelle à coller en haut.
Etanchéité : EPDM.
Ne monter les ventouses qu'en position verticale, l'écrou est placé du côté supérieur.
Les clapets de pieds et les ventouses sont visuellement identiques, mais le piston du clapet de pied est plus lourd.

Spigot for solvent welding above, socket for solvent welding below.
Seals : EPDM.
Use air release valves only in vertical position with the nut on top.
The foot valves and air release valves look the same however the piston of the foot valve is heavier.

| D | DN | E | L | L1 | Z | H | G/ST/PC | PN | €/ST/PC |
|---|---|---|---|---|---|---|---|---|---|
| **20** | 15 | 55 | 16 | 18 | 87 | 103 | 105 | 16 | **35.08** |
| **25** | 20 | 65 | 19 | 20 | 106 | 125 | 185 | 16 | **39.68** |
| **32** | 25 | 75 | 22 | 24 | 128 | 150 | 280 | 16 | **42.77** |
| **40** | 32 | 87 | 26 | 28 | 145 | 171 | 415 | 16 | **48.22** |
| **50** | 40 | 100 | 31 | 34 | 156 | 187 | 570 | 16 | **66.91** |
| **63** | 50 | 122 | 38 | 41 | 185 | 223 | 950 | 16 | **99.39** |

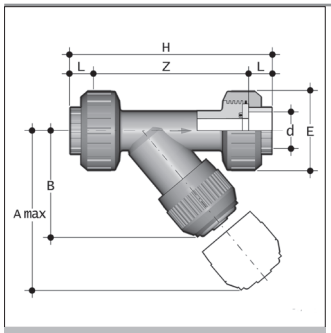


RVUIV/RVUIT

## VUILVANGERS
## FILTRES A TAMIS
## SEDIMENT STRAINERS

| | |
|---|---|
| Aansluiting : | 3-delige koppeling met inwendige lijmmof. |
| Dichting : | EPDM. FPM set: op aanvraag |
| Zeef : | PVC standaard maaswijdte : 1.5 mm. Andere zeefjes zie hoofdstuk VII Toebehoren. |
| Huis : | donkergrijs PVC (RVUIV) of transparant PVC (RVUIT). |
| Raccordement : | Raccordement avec pièces folles, collage intérieur. |
| Joint : | EPDM. Set FPM: sur demande |
| Tamis : | PVC trame standard du tamis : 1.5 mm. Autres tamis : voir chapitre VII Accessoires. |
| Corps : | PVC gris foncé (RVUIV) ou PVC transparent (RVUIT). |
| Connection : | True union connections with solvent welding sockets. |
| Seals : | EPDM. FPM set: on request. |
| Screen : | PVC standard 1.5 mm mesh. Other screens : see chapter VII Accessories. |
| Body : | dark grey PVC (RVUIV) or transparent PVC (RVUIT). |

| D | DN | PN RVUIV | PN RVUIT | $A_{max.}$ | B | E | L | Z | H | G/ST/PC | €/ST/PC RVUIV | €/ST/PC RVUIT |
|---|---|---|---|---|---|---|---|---|---|---|---|---|
| **16** | 10 | 16 | 16 | 125 | 72 | 55 | 14 | 107 | 135 | 203 | **28.26** | **28.26** |
| **20** | 15 | 16 | 16 | 125 | 72 | 55 | 16 | 103 | 135 | 211 | **28.26** | **28.26** |
| **25** | 20 | 16 | 16 | 145 | 84 | 66 | 19 | 120 | 158 | 358 | **32.71** | **32.71** |
| **32** | 25 | 16 | 16 | 165 | 95 | 75 | 22 | 132 | 176 | 526 | **44.57** | **44.57** |
| **40** | 32 | 16 | 10 | 190 | 110 | 87 | 26 | 155 | 207 | 733 | **56.41** | **56.41** |
| **50** | 40 | 16 | 10 | 210 | 120 | 100 | 31 | 181 | 243 | 1095 | **73.83** | **73.83** |
| **63** | 50 | 16 | 10 | 240 | 139 | 120 | 38 | 222 | 298 | 1843 | **96.07** | **96.07** |

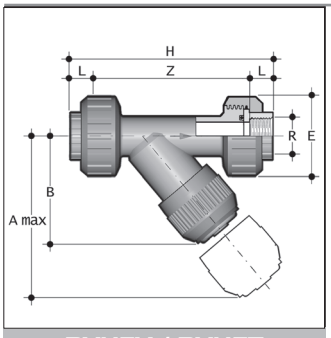


RVUFV / RVUFT

## VUILVANGERS
## FILTRES A TAMIS
## SEDIMENT STRAINERS

Aansluiting : 3 delige koppeling met inwendige schroefdraad
Dichting : standaard EPDM FPM: op aanvraag
Zeef : standaard maaswijdte : 1.5 mm. Andere zeefjes zie hoofdstuk VII Toebehoren.
Huis : donkergrijs PVC (RVUFV) of transparant PVC (RVUFT).

Raccordement : Raccordement avec pièces folles, filetage intérieur.
Joint : standard EPDM. FPM : sur demande
Tamis : trame standard du tamis : 1.5 mm. Autres tamis : voir chapitre VII Accessoires.
Corps : PVC gris foncé (RVUFV) ou PVC transparent (RVUFT).

Connection : True union connections, solvent welding sockets, interior parallel thread
Seals : standard EPDM. FPM: on request
Screen : standard 1.5 mm mesh. Other screens : see chapter VII Accessories.
Body : dark grey PVC (RVUFV) or transparent PVC (RVUFT).

| D | G | PN RVUFV | PN RVUFT | $A_{max.}$ | B | E | L | Z | H | G/ ST/PC | €/ST/PC RVUFV | €/ST/PC RVUFT |
|---|---|---|---|---|---|---|---|---|---|---|---|---|
| **10** | 3/8" | 16 | 16 | 125 | 72 | 55 | 11.4 | 112.2 | 135 | 206 | **36.32** | **34.91** |
| **15** | 1/2" | 16 | 16 | 125 | 72 | 55 | 15.0 | 112.0 | 142 | 210 | **40.32** | **38.04** |
| **20** | 3/4" | 16 | 16 | 145 | 84 | 66 | 16.3 | 126.4 | 159 | 355 | **48.01** | **50.27** |
| **25** | 1" | 16 | 16 | 165 | 95 | 75 | 19.1 | 244.8 | 183 | 522 | **64.71** | **67.05** |
| **32** | 11/4" | 16 | 10 | 190 | 111 | 87 | 21.4 | 171.2 | 214 | 742 | **80.36** | **83.90** |
| **40** | 11/2" | 16 | 10 | 210 | 120 | 100 | 21.4 | 192.2 | 235 | 1106 | **99.62** | **102.47** |
| **50** | 2" | 16 | 10 | 240 | 139 | 120 | 25.7 | 233.6 | 285 | 1873 | **122.63** | **132.23** |

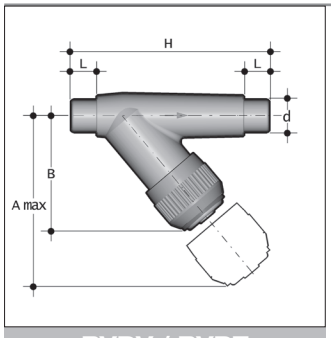


RVDV / RVDT

## VUILVANGERS
## FILTRES A TAMIS
## SEDIMENT STRAINERS

Aansluiting : uitwendige lijmaansluitingen.
Dichting : EPDM. FPM set: op aanvraag
Zeef: PVC standaard maaswijdte: 1.5 mm. Andere zeefjes zie hoofdstuk VII Toebehoren
Huis: donkergrijs PVC (RVDV) of transparant PVC (RVDT)

Raccordement : bouts mâles à coller.
Joint : EPDM. Set FPM: sur demande
Tamis: PVC trame standard du tamis: 1.5 mm. Autres tamis: voir chapitre VII Accessoires
Corps: PVC gris foncé (RVDV) ou PVC transparent (RVDT)

Connection : spigots for solvent welding.
Seals : EPDM. FPM set: on request
Screen: PVC standard 1.5 mm mesh. Other screens: see chapter VII Accessories.
Body: dark grey PVC (RVDV) or transparent PVC (RVDT).

| D | DN | $A_{max.}$ | L | B | H | G/ST/PC | PN RVDV | PN RVDT | €/ST/PC RVDV | €/ST/PC RVDT |
|---|---|---|---|---|---|---|---|---|---|---|
| **16** | 10 | 125 | 14 | 72 | 114 | 110 | 16 | 10 | **24.56** | **25.51** |
| **20** | 15 | 125 | 16 | 72 | 124 | 120 | 16 | 10 | **24.56** | **25.51** |
| **25** | 20 | 145 | 19 | 84 | 144 | 190 | 16 | 10 | **28.42** | **28.42** |
| **32** | 25 | 165 | 22 | 95 | 154 | 285 | 16 | 10 | **38.75** | **38.75** |
| **40** | 32 | 190 | 26 | 111 | 174 | 400 | 10 | 10 | **61.17** | **50.99** |
| **50** | 40 | 210 | 31 | 120 | 194 | 600 | 10 | 10 | **64.22** | **66.77** |
| **63** | 50 | 240 | 38 | 139 | 224 | 945 | 10 | 10 | **83.58** | **86.93** |

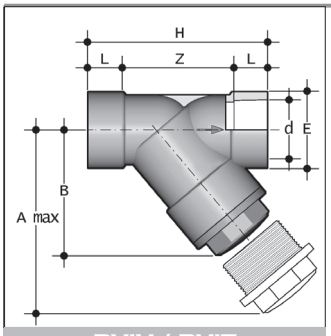


RVIV / RVIT

INWENDIGE LIJMMOF
FEMELLE À COLLER
WELDING SOCKET

| D | DN | PN RVIV | PN RVIT | $A_{max}$ | B | E | L | Z | H | K | G/ST/PC | €/ST/PC RVIV EPDM | €/ST/PC RVIT EPDM |
|---|---|---|---|---|---|---|---|---|---|---|---|---|---|
| **75** | 65 | 10 | 6 | 300 | 179 | 104 | 44 | 155 | 243 | 96 | 2385 | **128.57** | **132.51** |
| **90** | 80 | 6 | 4 | 325 | 192 | 116 | 51 | 160 | 262 | 105 | 2975 | **149.00** | **151.31** |
| **110** | 100 | 6 | 4 | 385 | 231 | 138 | 61 | 203 | 325 | - | 4610 | **350.86** | **355.50** |

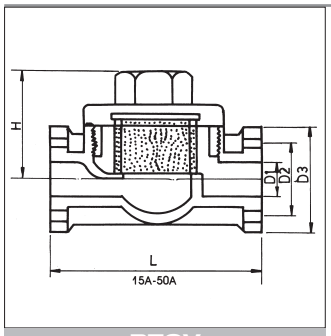


RTOV

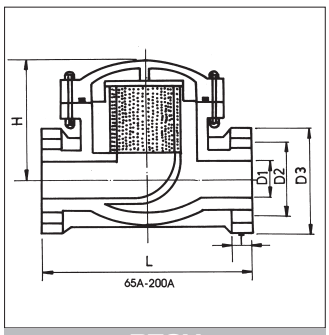


RTOV

VUILVANGERS TYPE T
FILTRES A TAMIS TYPE T
SEDIMENT STRAINERS TYPE T

Flensaansluiting volgens DIN 2501 PN 10.
Dichtingen EPDM, FPM.

Raccordement à brides suivant DIN 2501 PN 10.
Joints : EPDM, FPM.

With flange connection according to DIN 2501 PN 10.
Seals : EPDM, FPM.

| DN | $D_3$ | $D_2$ | L | T | PN Bar | FILTER/FILTRE HOLES | PITCH |
|---|---|---|---|---|---|---|---|
| **15** | 95 | 65 | 84 | 12 | 10 | 3 | 4 |
| **20** | 105 | 75 | 91 | 14 | 10 | 3 | 4 |
| **25** | 115 | 85 | 108 | 14 | 10 | 3 | 4 |
| **30** | 135 | 100 | 160 | 16 | 10 | 3 | 4 |
| **40** | 150 | 110 | 185 | 16 | 10 | 3 | 4 |
| **50** | 165 | 125 | 196 | 18 | 10 | 3 | 4 |
| **65** | 185 | 145 | 261 | 20 | 10 | 3 | 4 |
| **80** | 200 | 160 | 261 | 22 | 10 | 3 | 4 |
| **100** | 220 | 180 | 298 | 24 | 10 | 3 | 4 |
| **125** | 250 | 210 | 341 | 24 | 6 | 3 | 4 |
| **150** | 285 | 240 | 400 | 25 | 6 | 3 | 4 |
| **200** | 340 | 290 | 500 | 28 | 6 | 3 | 4 |

werkdruk bij 20°C
pression de travail à 20°C
working pressure at 20°C

Prijzen op aanvraag / Prix sur demande / Prices on request

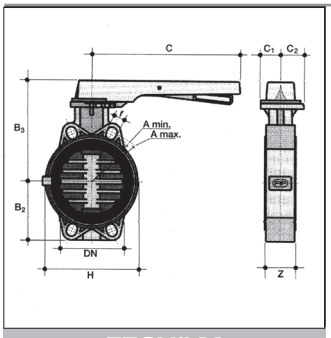


FEOV/LM

VLINDERKLEPPEN - HANDBEDIEND FEOV WATER
VANNES PAPILLON - AVEC POIGNEE FEOV EAU
BUTTERFLY VALVE - HAND OPERATED FEOV WATER

**Afmetingen / dimensions / overall dimensions:**
ISO 5752 medium serie 25, DIN 3202 K2.

**Materialen / matériaux / materials:**
Lichaam / corps / body: PVC-U
Klepblad / papillon / disc: PVC-U
Axe / axe / stem: verzinkt staal / acier zingué / zinc plated steel
Zitting / siège / liner: EPDM, FPM

**Wafer type:**
Tussen flenzen / entre brides / between flanges:
EN ISO 1452, EN ISO 15493, DIN2501, ISO 7005-1, EN 1092-1, ASTM B16.5 Cl. 150

**Opmerking / remarque / remark:**
Alvorens vlinderkleppen te monteren, is het aan te raden eerst de binnendiameter van de kragen te controleren. Bij bepaalde diameters kan een aanpassing van de kragen noodzakelijk zijn.

Avant d'effectuer l'installation de vannes papillons, il est conseillé de vérifier le diamètre intérieur des collets. En certains cas, il est nécessaire de chamfreiner.

Before installing butterfly valves, it is advisable to check the internal diameter of the stubs.
For certain dimensions, it is necessary to chamfer the stubs.

| d | DN | $B_2$ | $B_3$ | C | $C_1$ | $C_2$ | H | Z | $A_{max.}$ | $A_{min.}$ | f | PN | G/ST/PC | €/ST/PC EPDM | €/ST/PC FPM |
|---|---|---|---|---|---|---|---|---|---|---|---|---|---|---|---|
| **50** | 40 | 60 | 136 | 175 | 45 | 42 | 132 | 33 | 93.5 | 109 | 19 | 16 | 827 | **74.21** | **130.03** |
| **63** | 50 | 70 | 143 | 175 | 45 | 42 | 147 | 43 | 108.0 | 124 | 19 | 10 | 1012 | **78.28** | **137.07** |
| **75** | 65 | 80 | 168 | 250 | 45 | 53 | 165 | 46 | 128.0 | 144 | 19 | 10 | 1420 | **80.67** | **141.33** |
| **90** | 80 | 90 | 182 | 250 | 45 | 53 | 130 | 49 | 145.0 | 159 | 19 | 10 | 1640 | **92.44** | **169.04** |
| **110** | 100 | 105 | 196 | 250 | 45 | 53 | 150 | 56 | 165.0 | 190 | 19 | 10 | 1990 | **103.01** | **209.97** |
| **125** | 125 | 121 | 215 | 335 | 45 | 53 | 185 | 64 | 204.0 | 215 | 23 | 10 | 3030 | **116.84** | **274.75** |
| ***140** | 125 | 121 | 215 | 335 | 45 | 53 | 185 | 64 | 204.0 | 215 | 23 | 10 | 3030 | **116.84** | **274.75** |
| **160** | 150 | 132 | 229 | 335 | 45 | 53 | 210 | 70 | 230.0 | 242 | 23 | 10 | 3730 | **143.28** | **396.89** |
| ***200** | 200 | 161 | 309 | 425 | 65 | 82 | 325 | 71 | 280.0 | 298 | 23 | 10 | 8240 | **252.27** | **535.23** |
| **225** | 200 | 161 | 309 | 425 | 65 | 82 | 325 | 71 | 280.0 | 298 | 23 | 10 | 8240 | **252.27** | **535.23** |

***** met speciale kragen / avec collets special / with special colars

**FEOV/RM op aanvraag / sur demande / on request**

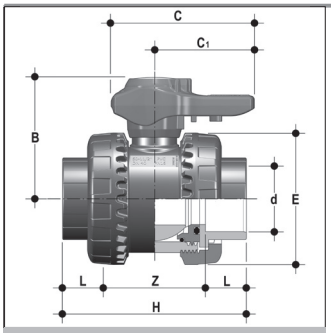


VEEIV DN 10-50

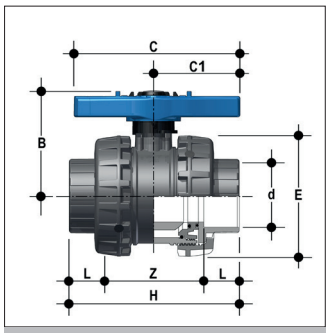


VEEIV DN 65-100

## KOGELKRANEN
## VANNES A BILLE
## BALL VALVES

Vrouwelijke lijmaansluiting. Uitsluitend voor watertransport.
Bouts femelles à coller. Uniquement pour le transport de l'eau.
Sockets for solvent welding. For water transport only.

| | | |
|---|---|---|
| Dichting : EPDM | Kogelzitting : PE | Labeling systeem: optie |
| Joint : EPDM | Etanchéïté de sphère : PE | Le système d'étiquetage: option |
| Gasket : EPDM | Ball seat : PE | Labellingsystem: optionel |

| D | DN | PN | L | Z | H | E | B | C | C1 | G/ST/PC | €/ST/PC |
|---|---|---|---|---|---|---|---|---|---|---|---|
| **16** | 10 | 16 | 14 | 54 | 82 | 53 | 50.0 | 65 | 20 | 150 | **8.52** |
| **20** | 15 | 16 | 16 | 50 | 82 | 53 | 50.0 | 65 | 20 | 145 | **8.57** |
| **25** | 20 | 16 | 19 | 53 | 91 | 62 | 58.0 | 76 | 23 | 220 | **10.16** |
| **32** | 25 | 16 | 22 | 59 | 103 | 71 | 65.0 | 85 | 27 | 315 | **11.97** |
| **40** | 32 | 16 | 26 | 68 | 120 | 84 | 76.0 | 100 | 30 | 505 | **15.58** |
| **50** | 40 | 16 | 31 | 77 | 139 | 98 | 85.0 | 112 | 33 | 715 | **18.00** |
| **63** | 50 | 16 | 38 | 98 | 174 | 117 | 103.0 | 137 | 39 | 1245 | **25.40** |
| **75** | 65 | 16 | 44 | 123 | 211 | 157 | 142.0 | 214 | 115 | 2750 | **100.57** |
| **90** | 80 | 16 | 51 | 146 | 248 | 174 | 151.0 | 239 | 126 | 3432 | **127.54** |
| **110** | 100 | 16 | 61 | 161 | 283 | 212 | 174.5 | 270 | 145 | 5814 | **206.83** |

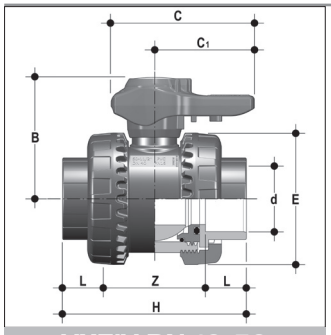


VXEIV DN 10-50

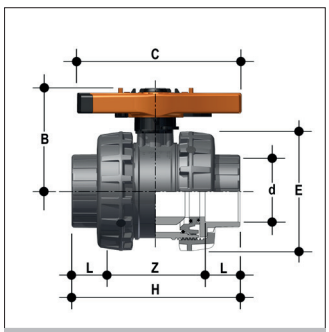


VXEIV DN 65-100

## KOGELKRANEN
## VANNES A BILLE
## BALL VALVES

Vrouwelijke lijmaansluiting. Uitsluitend voor watertransport.
Bouts femelles à coller. Uniquement pour le transport de l'eau.
Sockets for solvent welding. For water transport only.

| | | |
|---|---|---|
| Dichting : EPDM/FPM | Kogelzitting : PTFE | Labeling systeem: standaard |
| Joint : EPDM/FPM | Etanchéïté de sphère : PTFE | Le système d'étiquetage : standard |
| Gasket : EPDM/FPM | Ball seat : PTFE | Labelling system: standard |

| D | DN | PN | L | Z | H | E | B | C | C1 | G ST/PC | €/ST/PC EPDM | €/ST/PC FPM |
|---|---|---|---|---|---|---|---|---|---|---|---|---|
| **16** | 10 | 16 | 14 | 54 | 82 | 54 | 49 | 64 | 20 | 180 | **33.68** | **41.37** |
| **20** | 15 | 16 | 16 | 50 | 82 | 54 | 49 | 64 | 20 | 175 | **34.75** | **42.16** |
| **25** | 20 | 16 | 19 | 53 | 91 | 63 | 62 | 78 | 23 | 260 | **41.06** | **49.73** |
| **32** | 25 | 16 | 22 | 59 | 103 | 72 | 71 | 87 | 27 | 365 | **49.44** | **58.35** |
| **40** | 32 | 16 | 26 | 68 | 120 | 85 | 82 | 102 | 30 | 565 | **63.42** | **74.19** |
| **50** | 40 | 16 | 31 | 77 | 139 | 100 | 92 | 109 | 33 | 795 | **81.13** | **90.87** |
| **63** | 50 | 16 | 38 | 98 | 174 | 118 | 110 | 133 | 39 | 1325 | **94.92** | **131.67** |
| **75** | 65 | 16 | 44 | 123 | 211 | 157 | 142 | 214 | 115 | 2750 | **230.54** | **276.43** |
| **90** | 80 | 16 | 51 | 146 | 248 | 174 | 151 | 239 | 126 | 3432 | **289.17** | **344.80** |
| **110** | 100 | 16 | 61 | 161 | 283 | 212 | 174.5 | 270 | 145 | 5814 | **379.51** | **469.13** |

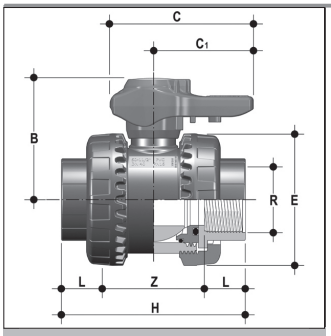


VEEFV DN 10-50

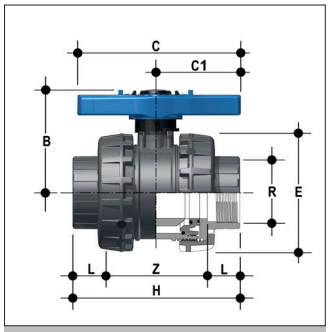


VEEFV DN 65-100

## KOGELKRANEN
## VANNES A BILLE
## BALL VALVES

Inwendige draadaansluiting BS, NPT op aanvraag. Uitsluitend voor watertransport.
Bouts femelles filetés BS, NPT sur demande. Uniquement pour le transport de l'eau.
BS parallel threaded sockets, NPT on request. For water transport only.

| | | |
|---|---|---|
| Dichting : EPDM | Kogelzitting : PE | Labeling systeem: optie |
| Joint : EPDM | Etanchéïté de sphère : PE | Le système d'étiquetage: option |
| Gasket : EPDM | Ball seat : PE | Labellingsystem: optionel |

| R | DN | PN | L | Z | H | E | B | C | C1 | G/ST/PC | €/ST/PC |
|---|---|---|---|---|---|---|---|---|---|---|---|
| **3/8"** | 10 | 16 | 11.4 | 59.2 | 82 | 54 | 49.0 | 64 | 20 | 180 | **9.39** |
| **1/2"** | 15 | 16 | 15.0 | 60.0 | 90 | 54 | 49.0 | 64 | 20 | 175 | **9.46** |
| **3/4"** | 20 | 16 | 16.3 | 60.4 | 93 | 63 | 62.0 | 78 | 23 | 260 | **11.18** |
| **1"** | 25 | 16 | 19.1 | 71.8 | 110 | 72 | 71.0 | 87 | 27 | 365 | **13.18** |
| **1 1/4"** | 32 | 16 | 21.4 | 84.2 | 127 | 85 | 82.0 | 102 | 30 | 565 | **17.12** |
| **1 1/2"** | 40 | 16 | 21.4 | 88.2 | 131 | 100 | 92.0 | 109 | 33 | 795 | **19.80** |
| **2"** | 50 | 16 | 25.7 | 109.6 | 161 | 118 | 110.0 | 133 | 39 | 1325 | **27.93** |
| **2 1/2"** | 65 | 16 | 30.2 | 150.6 | 211 | 157 | 142.0 | 214 | 115 | 2750 | **110.84** |
| **3"** | 80 | 16 | 33.3 | 181.4 | 248 | 174 | 151.0 | 239 | 126 | 3432 | **140.55** |
| **4"** | 100 | 16 | 39.3 | 204.4 | 283 | 212 | 174.5 | 270 | 145 | 5814 | **227.94** |

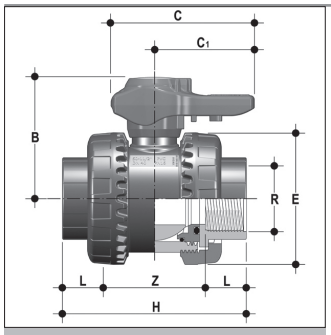


VXEFV DN 10-50

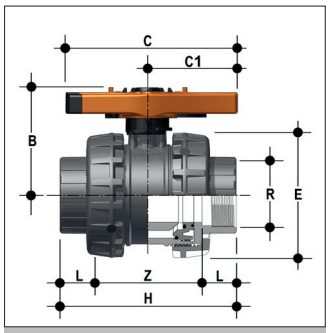


VXEFV DN 65-100

## KOGELKRANEN
## VANNES A BILLE
## BALL VALVES

Inwendige draadaansluiting BS, NPT op aanvraag. Uitsluitend voor watertransport.
Bouts femelles filetés BS, NPT sur demande. Uniquement pour le transport de l'eau.
BS parallel threaded sockets, NPT on request. For water transport only.

| | | |
|---|---|---|
| Dichting : EPDM/FPM | Kogelzitting : PTFE | Labeling systeem: standaard |
| Joint : EPDM/FPM | Etanchéïté de sphère : PTFE | Le système d'étiquetage: standard |
| Gasket : EPDM/FPM | Ball seat : PTFE | Labellingsystem: standard |

| R | DN | PN | L | Z | H | E | B | C | C1 | G ST/PC | €/ST/PC EPDM | €/ST/PC FPM |
|---|---|---|---|---|---|---|---|---|---|---|---|---|
| **3/8"** | 10 | 16 | 11.4 | 59.2 | 82 | 54 | 49.0 | 64 | 20 | 180 | **34.74** | **39.46** |
| **1/2"** | 15 | 16 | 15.0 | 60.0 | 90 | 54 | 49.0 | 64 | 20 | 175 | **34.87** | **39.98** |
| **3/4"** | 20 | 16 | 16.3 | 60.4 | 93 | 63 | 62.0 | 78 | 23 | 260 | **41.18** | **46.77** |
| **1"** | 25 | 16 | 19.1 | 71.8 | 110 | 72 | 71.0 | 87 | 27 | 365 | **49.34** | **55.73** |
| **1 1/4"** | 32 | 16 | 21.4 | 84.2 | 127 | 85 | 82.0 | 102 | 30 | 565 | **64.13** | **71.01** |
| **1 1/2"** | 40 | 16 | 21.4 | 88.2 | 131 | 100 | 92.0 | 109 | 33 | 795 | **77.50** | **85.68** |
| **2"** | 50 | 16 | 25.7 | 109.6 | 161 | 118 | 110.0 | 133 | 39 | 1325 | **114.44** | **134.09** |
| **2 1/2"** | 65 | 16 | 30.2 | 150.6 | 211 | 157 | 142.0 | 214 | 115 | 2750 | **236.21** | **277.12** |
| **3"** | 80 | 16 | 33.3 | 181.4 | 248 | 174 | 151.0 | 239 | 126 | 3432 | **295.62** | **345.19** |
| **4"** | 100 | 16 | 39.3 | 204.4 | 283 | 212 | 174.5 | 270 | 145 | 5814 | **359.61** | **439.45** |

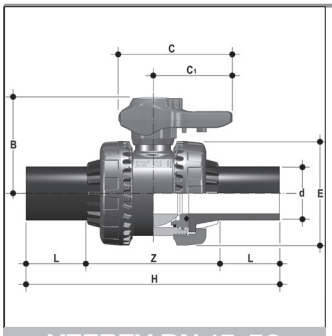


VEEBEV DN 15-50

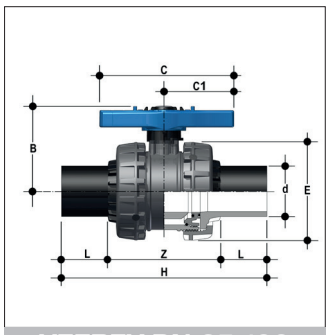


VEEBEV DN 65-100

## KOGELKRANEN
## VANNES A BILLE
## BALL VALVES

PE lasaansluiting. Uitsluitend voor watertransport.
Embout de soudage en PE. Uniquement pour le transport de l'eau.
PE welding ends. For water transport only.

| | | |
|---|---|---|
| Dichting : EPDM | Kogelzitting : PE | Labeling systeem: optie |
| Joint : EPDM | Etanchéïté de sphère : PE | Le système d'étiquetage: option |
| Gasket : EPDM | Ball seat : PE | Labellingsystem: optionel |

| D | DN | L | Z | H | E | B | C | C1 | G/ST/PC |
|---|---|---|---|---|---|---|---|---|---|
| **20** | 15 | 41.0 | 72 | 154 | 54 | 49.0 | 64 | 20 | 180 |
| **25** | 20 | 52.0 | 82 | 186 | 63 | 62.0 | 78 | 23 | 269 |
| **32** | 25 | 54.5 | 90 | 199 | 72 | 71.0 | 87 | 27 | 379 |
| **40** | 32 | 56.0 | 105 | 217 | 85 | 82.0 | 102 | 30 | 591 |
| **50** | 40 | 58.0 | 120 | 236 | 100 | 92.0 | 109 | 33 | 851 |
| **63** | 50 | 66.0 | 136 | 268 | 118 | 110.0 | 133 | 39 | 1407 |
| **75** | 65 | 71.0 | 189 | 331 | 157 | 141.5 | 214 | 115 | 2286 |
| **90** | 80 | 88.0 | 191 | 367 | 174 | 151.0 | 239 | 126 | 3059 |
| **110** | 100 | 92.0 | 223 | 407 | 212 | 174.5 | 270 | 145 | 5814 |

**prijs op aanvraag / prix sur demande / prince on request**

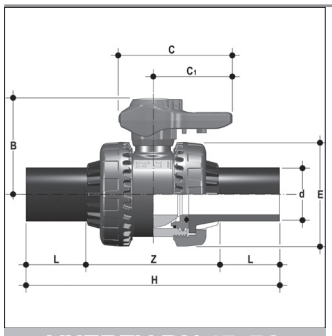


VXEBEV DN 15-50

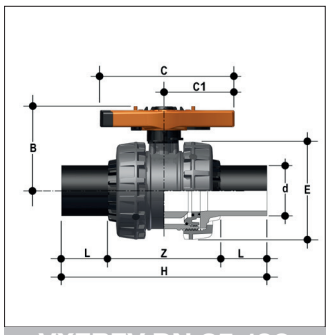


VXEBEV DN 65-100

## KOGELKRANEN
## VANNES A BILLE
## BALL VALVES

PE lasaansluiting. Uitsluitend voor watertransport.
Embout de soudage en PE. Uniquement pour le transport de l'eau.
PE welding ends. For water transport only.

| | | |
|---|---|---|
| Dichting : EPDM/FPM | Kogelzitting : PTFE | Labeling systeem: standaard |
| Joint : EPDM/FPM | Etanchéïté de sphère : PTFE | Le système d'étiquetage: standard |
| Gasket : EPDM/FPM | Ball seat : PTFE | Labellingsystem: standard |

| D | DN | L | Z | H | E | B | C | C1 | G/ST/PC |
|---|---|---|---|---|---|---|---|---|---|
| **20** | 15 | 41.0 | 72 | 154 | 54 | 49.0 | 64 | 20 | 180 |
| **25** | 20 | 52.0 | 82 | 186 | 63 | 62.0 | 78 | 23 | 269 |
| **32** | 25 | 54.5 | 90 | 199 | 72 | 71.0 | 87 | 27 | 379 |
| **40** | 32 | 56.0 | 105 | 217 | 85 | 82.0 | 102 | 30 | 591 |
| **50** | 40 | 58.0 | 120 | 236 | 100 | 92.0 | 109 | 33 | 851 |
| **63** | 50 | 66.0 | 136 | 268 | 118 | 110.0 | 133 | 39 | 1407 |
| **75** | 65 | 71.0 | 189 | 331 | 157 | 141.5 | 214 | 115 | 2286 |
| **90** | 80 | 88.0 | 191 | 367 | 174 | 151.0 | 239 | 126 | 3059 |
| **110** | 100 | 92.0 | 223 | 407 | 212 | 174.5 | 270 | 145 | 5473 |

**prijs op aanvraag / prix sur demande / prince on request**

KET O1

KET O1

## EASYTORQUE KIT

**De Easytorque kit wordt gebruikt voor een optimale aanspanning van alle schroefdraad componenten uit het Easyfit assortiment. Hierdoor worden te hoge spanningen vermeden en lekkages voorkomen.**

**Deze kit bevat:**
- 1 momentsleutel
- 6 inserts voor het aandraaien van de wartelmoeren
- 6 inserts voo het aandraaien van de inschroefdelen

**Te gebruiken voor:**
VEE en VXE kogelkranen en SXE kogelterugslagklep DN10 tot DN 50

**Le kit Easytorque est utilisé pour un resserrage optimal de tous les composants filetés de l'assortiment Easyfit. Par ce biais, des tensions trop fortes sont limitées et des fuites évitées.**

**Ce kit comprend :**
- 1 clé dynamométrique
- 6 inserts pour le resserrage des écrous de serrage
- 6 inserts pour le resserrage des composants à visser

**A utiliser pour :**
Des robinets à bille VEE et VXE et un clapet anti-retour à bille, du DN10 au DN50.

**The Easytorque kit is used for optimal tightening of all the threaded components included in Easyfit valves. On this way the mecanical stress on the components will be minimized, and leakages will be prevented.**

**The kit included:**
- 1 torque wrench
- 6 inserts for union nuts tightening adjustment
- 6 inserts for ball seat & main seal carriers tightening adjustment

**Suitable for:**
VEE and VXE ball valves and SXE ball check valves from DN10 to DN 50

**Prijs / prix / price : 234.28 €/st/pc**

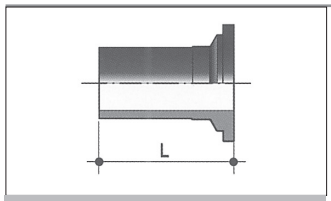


CVDE

## HDPE 100 CONNECTOR VOOR STOMPLAS & ELECTROLAS
## CONNECT. HDPE 100 SOUDAGE BOUT A BOUT OU ELECTROSOUDAGE
## HDPE 100 END CONNECTOR FOR BUTT WELDING OR ELECTROFUSION

| d | DN | L | €/ST/PC |
|---|---|---|---|
| **20** | 15 | 55 | **3.00** |
| **25** | 20 | 70 | **3.06** |
| **32** | 25 | 74 | **3.08** |
| **40** | 32 | 78 | **4.80** |
| **50** | 40 | 84 | **5.69** |
| **63** | 50 | 91 | **8.12** |
| **75** | 65 | 110 | **22.75** |
| **90** | 80 | 118 | **29.58** |
| **110** | 100 | 130 | **34.36** |

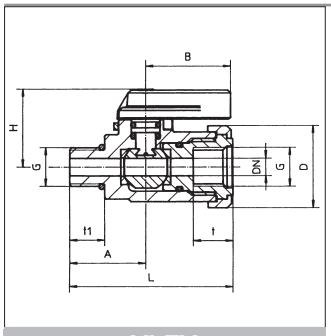


VLFV

## LABO KOGELKRANEN
## VANNES A BILLES DE LABORATOIRE
## LABORATORY BALL VALVES

Binnendraad x buitendraad 1/4".
Inclusief aansluitset met slangpilaar, dubbele nippel en eindstop.
Dichtingen : EPDM, FPM.
Kogelzitting : PTFE.

Filetage intérieur x filetage extérieur 1/4".
Inclusif set de brachement avec douille, nipple double et bouchon.
Joints : EPDM, FPM.
Anneau d'étanchéïté : PTFE.

Female thread x male thread 1/4".
Including connection set with hose nozzle, double nipple and plug.
Seals : EPDM, FPM.
Ball seat : PTFE.

| DN | G | PN | A | B | D | H | L | M | N | t | t1 | €/ST/PC EPDM | €/ST/PC FPM |
|---|---|---|---|---|---|---|---|---|---|---|---|---|---|
| **6** | 1/4" BSP | 10 | 26.0 | 29 | 28 | 26.5 | 56.0 | 43.0 | 16.0 | 13.5 | 12.0 | **30.12** | **40.14** |
| **6** | 1/4"NPT | 10 | 28.5 | 29 | 28 | 26.5 | 58.5 | 45.5 | 18.5 | 13.5 | 14.5 | **30.12** | **40.14** |

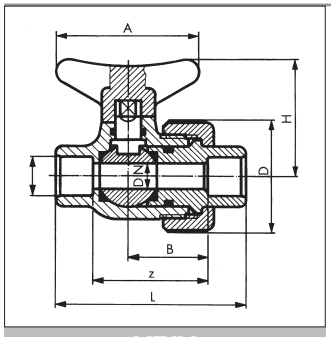


VBIV

## LABO KOGELKRANEN
## VANNES A BILLES DE LABORATOIRE
## LABORATORY BALL VALVES

Vrouwelijke lijmaansluiting.
Dichtingen : EPDM, FPM.
Kogelzitting : PTFE.

Bouts femelles à coller.
Joints : EPDM, FPM.
Anneau d'étanchéïté : PTFE.

Sockets for solvent welding.
Seals : EPDM, FPM.
Ball seat : PTFE.

| D | DN | PN | A | B | D | H | L | z | KG/ST/PC | €/ST/PC EPDM | €/ST/PC FPM |
|---|---|---|---|---|---|---|---|---|---|---|---|
| **10** | 6 | 10 | 45 | 15 | 34 | 38 | 52 | 26 | 0.04 | **57.27** | **66.36** |
| **12** | 8 | 10 | 45 | 25 | 34 | 38 | 60 | 36 | 0.05 | **57.27** | **66.36** |




VGIV

## SCHUIFAFSLUITERS
## VANNE A GUILLOTINE
## GATE VALVES

Vrouwelijke lijmaansluiting / Bouts femelles à coller / Sockets for solvent welding.
Dichting / joint / gasket : EPDM

| D | DN | PN | €/ST/PC |
|---|---|---|---|
| **32** | 40 | 3.5 | **17.68** |
| **50** | 40 | 3.5 | **17.68** |
| **63** | 50 | 3.5 | **21.35** |
| **75** | 65 | 3.5 | **66.41** |
| **90** | 80 | 2.5 | **137.21** |
| **110** | 100 | 2.5 | **208.48** |