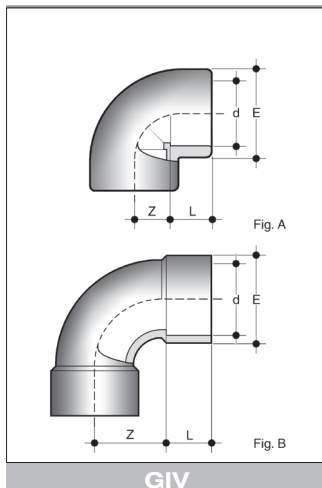


BOCHTEN 90°
COURBES A 90°
BENDS 90°

Beide zijden lijmmof. Andere diameters op aanvraag.
Deux côtés femelles à coller. Autres diamètres sur demande.
Sockets for solvent welding. Other diameters on request.

d	L	Z	E	€/ST//PC
20	16	40.5	27	5.80
25	19	50.0	33	6.36
32	22	65.5	41	8.70
40	26	80.5	50	11.73
50	31	100.5	61	16.51
63	38	127.0	76	19.43
75	44	150.0	94	43.07
90	51	180.0	113	48.87
110	61	220.0	137	87.52
*160	86	207.0	189	217.91

* PN10

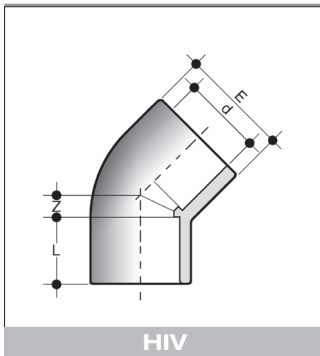


KNIEËN 90°
COUDES A 90°
ELBOWS 90°

Beide zijden lijmmof
Deux côtés femelles à coller
Sockets for solvent welding

d	L	Z	E	TYPE	€/ST//PC
6	12.0	4.0	10.0	A	3.61
8	12.0	5.0	12.0	A	3.61
10	12.0	6.0	16.0	A	3.61
12	12.0	7.5	16.0	A	1.25
16	14.0	9.0	22.0	A	1.40
20	16.0	12.0	26.0	A	1.37
25	19.0	13.5	31.5	A	1.56
32	22.0	17.5	39.0	A	1.94
40	26.0	21.5	48.0	A	3.04
50	31.0	26.0	58.5	A	4.00
63	37.5	32.5	73.0	A	6.25
75	44.0	39.0	87.0	A	12.20
90	51.5	46.5	104.0	A	18.08
110	61.5	56.5	126.0	A	27.51
125	69.0	64.0	148.0	A	60.55
140	77.0	77.0	161.0	A	80.07
160	87.0	82.0	183.0	A	116.07
* 180	96.0	94.0	215.0	A	231.31
200	107.0	102.0	222.0	A	168.08
225	119.5	114.5	249.0	A	203.89
* 250	131.0	188.0	287.0	B	433.38
* 280	147.0	210.0	325.0	B	608.09
* 315	164.0	236.0	359.0	B	756.94
** 355	184.0	-	386.0	B	1248.97
** 400	206.0	202.0	439.0	B	1206.74

* PN10 ** PN 5

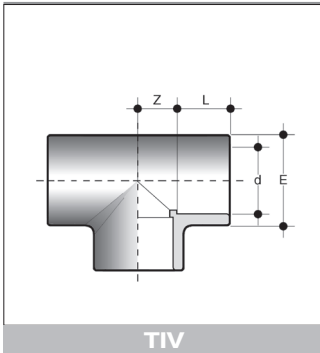


KNIEEN 45°
COUDES A 45°
ELBOWS 45°

Beide zijden lijmmof.
Deux côtés femelles à coller.
Sockets for solvent welding.

d	L	Z	E	€/ST/PC
12	12.0	4.0	17.0	2.27
16	14.0	5.0	21.0	2.27
20	16.0	5.5	28.0	2.27
25	19.0	6.0	33.0	2.27
32	22.0	7.5	41.0	2.82
40	26.0	10.5	50.0	3.56
50	31.0	12.0	58.5	4.57
63	37.5	14.5	73.0	7.13
75	44.0	17.0	90.0	12.05
90	51.0	21.5	107.0	16.67
110	62.0	25.0	127.0	37.19
125	69.0	31.0	147.0	59.61
140	76.0	34.0	163.0	64.99
160	86.0	38.0	192.0	76.13
* 180	96.0	38.0	208.0	166.12
* 200	106.0	48.0	230.0	119.78
* 225	119.0	55.0	260.0	255.66
* 250	131.0	58.0	286.0	352.47
* 280	147.0	62.0	320.0	482.43
* 315	164.0	66.0	359.0	665.92
** 355	184.0	-	386.0	943.62
** 400	206.0	83.0	439.0	1012.75

* PN 10 **PN 5



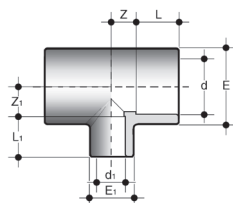
TIV

T-STUKKEN 90°
TES A 90°
TEES 90°

Beide zijden lijmmof. Andere diameters op aanvraag.
Deux côtés femelles à coller. Autres diamètres sur demande.
Sockets for solvent welding. Other diameters on request.

d	L	Z	E	€/ST/PC
6	12.0	4.0	11.0	4.59
8	12.0	5.0	13.0	4.59
10	12.0	6.0	16.0	4.59
12	12.0	8.0	17.0	4.59
16	14.0	9.0	22.0	1.45
20	16.0	11.0	27.0	1.56
25	19.0	14.0	33.0	1.73
32	22.0	18.0	40.0	2.36
40	26.0	22.0	49.0	3.63
50	31.0	26.0	58.5	5.20
63	37.5	32.5	73.0	8.14
75	44.0	39.0	88.0	13.92
90	52.0	46.0	105.0	22.22
110	61.5	57.0	127.0	36.01
125	69.0	64.0	143.5	79.78
140	77.0	72.0	161.0	106.31
160	87.0	82.0	183.0	121.18
* 180	96.0	94.0	215.0	262.51
* 200	107.0	102.0	222.5	208.36
* 225	119.5	114.5	250.5	221.13
* 250	131.0	128.0	286.0	479.66
* 280	147.0	144.0	319.0	719.47
* 315	164.0	162.0	360.0	885.57
** 355	184.0	294.0	386.0	1748.89
** 400	206.0	280.0	432.0	1748.89

* PN10 ** PN 5



TRIV

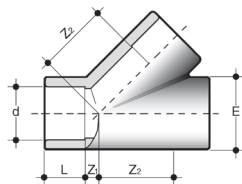
VERLOOP T-STUKKEN 90°

TES REDUITS A 90°

TEES 90° REDUCING

Alle zijden lijmmof, spruit gereduceerd. Andere diameters op aanvraag.
Trois côtés femelles à coller, tubulure réduite. Autres diamètres sur demande.
Sockets for solvent welding, offtake socket reduced. Other diameters on request.

d x d'	L	L'	Z	Z'	E	E'	€/ST/PC
25-20	19	16.0	14.0	14.0	33	27.5	3.47
32-20	22	16.0	17.5	17.5	41	28.0	3.56
32-25	22	19.0	17.5	17.5	41	34.0	3.56
40-20	26	16.0	22.0	22.0	50	29.0	5.02
40-25	26	19.0	22.0	22.0	50	34.5	5.02
40-32	26	22.0	22.0	22.0	50	42.0	5.02
50-20	31	16.0	27.0	27.0	61	29.5	6.97
50-25	31	19.0	27.0	27.0	61	35.0	6.97
50-32	31	22.0	27.0	27.0	61	42.5	6.97
50-40	31	26.0	27.0	27.0	61	51.0	6.97
63-25	38	19.0	33.5	33.5	76	36.0	10.13
63-32	38	22.0	33.5	33.5	76	43.5	10.13
63-40	38	26.0	33.5	33.5	76	52.0	10.13
63-50	38	31.0	33.5	33.5	76	62.5	10.13
75-32	44	22.0	40.0	40.0	91	50.0	20.46
75-40	44	26.0	40.0	40.0	91	61.0	20.46
75-50	44	38.0	40.0	40.0	91	76.0	20.46
75-63	44	38.0	40.0	40.0	91	76.0	20.46
90-40	51	26.0	48.0	48.0	109	50.0	29.67
90-50	51	31.0	48.0	48.0	109	61.0	29.67
90-63	51	38.0	48.0	48.0	109	76.0	29.67
90-75	51	44.0	48.0	48.0	109	91.0	29.67
110-50	61	31.0	61.0	61.0	133	61.0	44.82
110-63	61	38.0	61.0	61.0	133	76.0	44.82
110-75	61	44.0	61.0	61.0	133	91.0	44.82
110-90	61	51.0	61.0	61.0	133	109.0	44.82



YIV

T-STUKKEN 45°

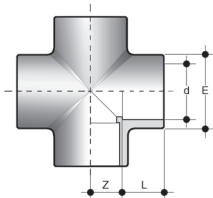
TES A 45°

TEES 45°

Alle zijden lijmmof.
Trois côtés femelles à coller.
Sockets for solvent welding.

	d	L	Z ₁	Z ₂	E	€/ST/PC
* 10	12.0	12.0	4.0	18.0	-	6.41
* 12	12.0	12.0	4.0	21.0	-	6.41
* 16	14.0	14.0	5.0	25.0	-	7.22
20	16.0	16.0	7.0	30.0	27.0	5.95
25	19.0	19.0	7.0	35.0	33.0	6.36
32	22.0	22.0	9.0	44.0	41.0	7.13
40	26.0	26.0	11.0	55.0	51.0	11.40
50	31.0	31.0	12.0	68.5	63.0	12.53
63	38.0	38.0	15.0	85.0	78.0	19.84
* 75	44.0	44.0	17.5	94.5	87.5	40.49
* 90	51.5	51.5	20.5	112.5	104.5	91.99
* 110	62.0	62.0	25.0	138.0	127.5	135.71
* 125	69.0	69.0	30.0	167.0	-	150.27
* 140	76.0	76.0	34.0	190.0	-	237.61
* 160	86.0	86.0	35.0	200.0	189.0	210.17

* PN10



XIV

KRUISSTUKKEN

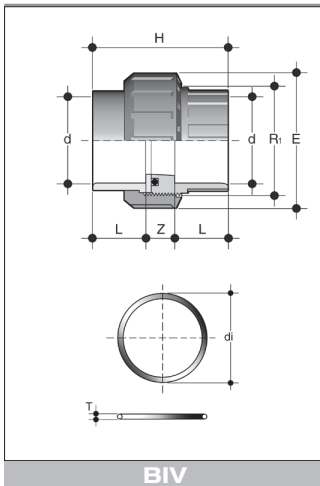
CROIX

CROSSES

Alle zijden lijmmof.
Quatres côtés femelles à coller.
Sockets for solvent welding.

	d	L	Z	E	€/ST/PC
20	16.0	16.0	11.0	28	--
25	19.0	19.0	14.0	35	5.36
32	22.0	22.0	18.0	43	6.54
40	26.0	26.0	23.0	52	9.96
50	31.0	31.0	27.0	64	12.19
63	38.0	38.0	33.5	79	17.68
* 75	41.4	41.4	38.5	92	40.49
* 90	52.5	52.5	46.0	106	77.25
* 110	61.0	61.0	56.0	133	119.62

* PN 10



DRIEDELIGE KOPPELINGEN
RACCORDS -UNION 3 PIECES
SOCKET UNIONS

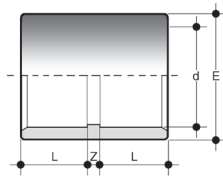
Beide zijden lijmmof. Afdichting : O-ring EPDM. Ook leverbaar met FPM O-ring.

Deux côtés femelles à coller. Etanchéité : joint torique EPDM. Egalement livrable avec joint torique FPM.

Sockets for solvent welding. Seal : EPDM O-ring. Also available with FPM O-ring.

d	R ¹	L	H	Z	E	€/ST/PC
10	5/8"	10	37	12	31	16.50
12	5/8"	10	37	12	31	16.50
16	3/4"	14	41	13	33	16.50
20	1"	16	45	13	41	5.87
25	1 1/4"	19	51	13	50	6.19
32	1 1/2"	22	57	13	58	8.24
40	2"	26	67	15	72	10.08
50	2 1/4"	31	79	17	79	14.30
63	2 3/4"	38	98	22	98	18.96
* 75	3 1/2"	44	110	22	123	83.14
* 90	4"	51	125	23	140	97.73
* 110	5"	61	140	18	165	112.88

* PN 10



MIV

SOKKEN, NIET VERLOPEND
MANCHONS, NON REDUITS
DOUBLE SOCKETS

Beide zijden lijmmof. Andere diameters op aanvraag.
Deux côtés femelles à coller. Autres diamètres sur demande.
Sockets for solvent welding. Other diameters on request.

d	L	Z	E	€/ST/PC
6	12.0	3.0	14.0	2.90
8	12.0	3.0	15.0	2.90
10	12.0	3.0	16.0	2.90
12	12.0	3.0	16.0	2.90
16	14.0	3.0	21.0	1.00
20	16.0	3.0	26.0	1.13
25	19.0	3.0	32.0	1.08
32	22.0	3.0	40.0	1.27
40	26.0	3.0	50.0	1.73
50	31.0	3.5	58.5	2.46
63	38.0	3.5	73.0	3.75
75	44.0	3.0	90.0	7.72
90	51.0	4.0	108.0	11.18
110	61.5	7.0	127.0	17.11
125	69.0	7.0	148.0	31.70
140	76.0	8.0	164.0	41.27
160	86.0	9.0	186.0	57.40
**180	96.0	8.0	209.0	154.99
200	106.0	11.0	232.0	85.04
225	119.0	11.0	260.0	146.73
*250	131.0	10.0	286.0	231.63
*280	146.0	12.0	355.0	281.61
*315	164.0	12.0	355.0	327.86
**355	185.0	11.0	386.0	442.54
**400	206.0	12.0	432.0	458.09

* PN10 ** PN 5

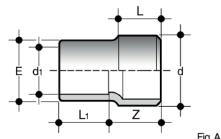


Fig. A

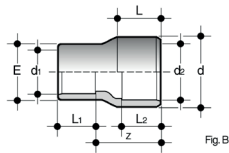


Fig. B

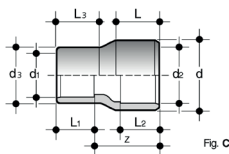


Fig. C

RIV

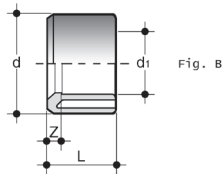
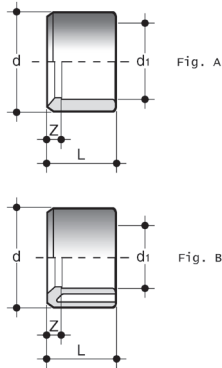
VERMINDERINGSSTUKKEN, LANG MODEL
REDUCTIONS, MODELE LONGUE
REDUCERS, LONG MODEL

In- en uitwendige lijmaansluiting.
Côté mâle et femelle à coller.
Spigot and socket for solvent welding.

d x d ₂ x d ₁ x d ₃	L	L ₁	L ₂	L ₃	Z	E	FIG.	€/ST/PC
8 x 6		12			15		A	3.12
10 x 6		12			15		A	3.12
10 x 8	12	12			15	16	A	3.12
14 x 10 x 8 x 12	12	12			15		C	3.12
16 x 12 x 10 x 16	12	12			18		C	3.12
16 x 12 x 8 x 12	14	12			18		C	3.12
16 x 12	14	12			18	19	A	0.86
20 x 16 x 12 x 16	12	14			21		C	3.28
20 x 16	16	14			21	22	A	0.86
25 x 20 x 16	19	14	16		24.5	22	B	1.20
25 x 20 x 20	19	16	16		24.5	26	B	1.20
32 x 25 x 16	22	14	19		30	22	B	1.58
32 x 25 x 20	22	16	19		30	27	B	1.58
32 x 25 x 25	22	19	19		30	32	B	1.58
40 x 32 x 20	26	16	22		36	27	B	1.86
40 x 32 x 25	26	19	22		36	32	B	1.86
40 x 32 x 32	26	22	22		36	41	B	1.86
50 x 40 x 20	31	16	26		44	27	B	2.30
50 x 40 x 25	31	19	26		44	32	B	2.30
50 x 40 x 32	31	22	26		44	40	B	2.30
50 x 40 x 40	31	26	26		44	48	B	2.30
63 x 50 x 25	38	19	31		54	32	B	3.78
63 x 50 x 32	38	22	31		54	40	B	3.78
63 x 50 x 40	38	26	31		54	49	B	3.78
63 x 50 x 50	38	31	31		54	60	B	3.78
75 x 63 x 50	44	31	38		62	61	B	11.75
75 x 63 x 63	44	38	38		62	76	B	11.75
90 x 75 x 40 x 50	51	26	44	31	74	-	C	15.74
90 x 75 x 50 x 63	51	31	44	38	74	-	C	15.74
90 x 75 x 63 x 75	51	38	44	44	74	-	C	15.74
90 x 75 x 75 x 90	51	44	44	51	74	-	C	15.74
110 x 90 x 50	61	31	51		88	61	B	16.58
110 x 90 x 63	61	38	51		88	76	B	16.58
110 x 90 x 75	61	44	51		88	89	B	16.58
110 x 90 x 90	61	51	51		88	104	B	16.58
160 x 110	86	61	-		125	137	A	74.37
*200 x 160	106	86	-		156	182	A	104.44

* PN 10

MRIV: op aanvraag / sur demande / on request



DIV

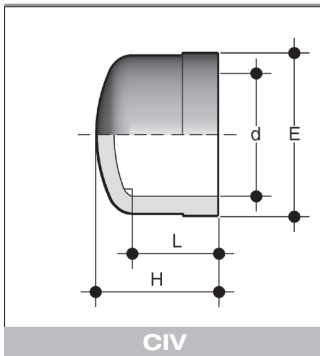
VERMINDERINGSRINGEN, KORT MODEL
DOUILLES DE REDUCTIONS , MODELE COURT
REDUCING BUSHES

In-en uitwendige lijmaansluiting. Andere afmetingen op aanvraag.
A coller à l'extérieur et à l'intérieur. Autres dimensions sur demande.
Spigot and socket for solvent welding. Other dimensions on request.

d x d ¹	L	Z	TYPE	€/ST/PC
12 x 8	14	2.0	A	1.88
16 x 12	14	2.0	A	1.11
20 x 16	16	2.0	A	0.64
25 x 20	16	3.0	A	0.64
32 x 20	22	6.0	A	1.06
32 x 25	22	3.5	A	0.86
40 x 20	26	9.0	B	0.97
40 x 25	26	7.0	B	0.97
40 x 32	26	4.0	A	0.97
50 x 32	31	8.5	B	1.54
50 x 40	31	5.0	A	1.54
63 x 32	38	16.0	B	1.92
63 x 40	38	11.5	B	2.15
63 x 50	38	7.0	A	2.15
75 x 50	44	13.0	B	3.48
75 x 63	44	6.0	A	3.48
90 x 50	51	20.0	B	8.09
90 x 63	51	13.0	B	8.09
90 x 75	51	7.0	A	7.26
110 x 63	61	23.0	B	8.64
110 x 75	61	17.0	B	11.21
110 x 90	61	9.0	A	11.65
125 x 110	69	8.0	A	12.79
140 x 90	76	25.0	B	19.76
140 x 110	76	17.0	B	26.05
140 x 125	76	9.5	A	26.05
160 x 90	86	35.0	B	30.71
160 x 110	86	24.0	B	29.88
* 160 x 125	86	17.0	B	50.65
160 x 140	86	10.0	A	29.88
* 180 x 110	95	34.0	B	58.07
* 180 x 125	95	36.0	B	58.07
* 180 x 140	95	18.0	B	58.07
* 180 x 160	95	11.0	B	58.07
* 200 x 110	106	45.0	B	59.59
* 200 x 125	106	37.0	B	59.59
* 200 x 140	106	29.0	B	59.59
* 200 x 160	106	30.0	B	59.59
* 200 x 180	106	10.0	A	59.59
* 225 x 110	118	57.0	B	93.51
* 225 x 125	118	49.0	B	93.51
* 225 x 140	118	41.0	B	89.09
* 225 x 160	119	33.0	B	48.43
* 225 x 180	118	22.0	B	89.09
* 225 x 200	119	13.0	A	51.13

d x d ¹	L	Z	TYPE	€/ST/PC
* 250 x 160	132	45.0	B	177.59
* 250 x 180	132	36.0	B	193.57
* 250 x 200	132	25.0	A	177.59
* 250 x 225	132	12.0	A	177.59
** 280 x 200	146	40.0	B	198.04
** 280 x 225	147	27.0	B	198.04
** 280 x 250	147	15.0	A	198.04
* 315 x 200	165	85.0	B	218.14
* 315 x 225	165	45.0	B	224.32
* 315 x 250	165	33.0	B	224.22
* 315 x 280	165	18.0	A	224.22
** 355 x 315	184	21.0	B	235.96
** 400 x 315	206	42.0	B	297.20
** 400 x 355	206	21.0	B	297.20

* PN 10 ** PN 5

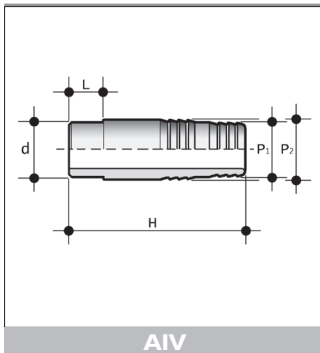


AFSLUITKAPPEN
BOUCHONS
END CAPS

Lijmmof.
Côté femelle à coller.
Socket for solvent welding.

d	L	H	E	€/ST/PC
12	12	14	16	1.53
16	14	16	20	1.20
20	16	23	28	1.24
25	19	27	34	1.53
32	22	31	41	1.57
40	26	36	51	2.15
50	31	43	62	3.56
63	38	51	77	4.39
75	44	59	91	11.74
90	51	69	110	14.96
110	61	85	133	22.33
125	69	99	147	63.33
140	76	108	164	65.46
160	86	128	192	84.65
* 200	106	168	229	134.86
* 225	119	163	260	229.21

* PN 10



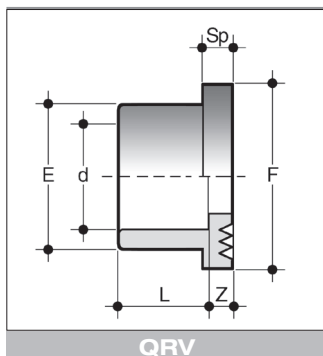
SLANGPILAREN
EMBOUTS CANNELES
HOSE ADAPTORS

PN 16

Uitwendige lijmaansluiting.
Bout mâle à coller.
Spigot for solvent welding.

d x P ₂ x P ₁	L	H	€/ST/PC
*10 x 6	-	51	3.53
*10 x 8	-	51	2.91
*12 x 6	-	51	3.81
*16 x 8	-	57	4.57
12 x 14 x 12	12	56	1.20
16 x 18 x 16	14	60	1.57
20 x 22 x 20	16	67	1.77
25 x 27 x 25	19	81	2.15
32 x 32 x 30	22	97	2.42
40 x 42 x 40	26	104	3.36
50 x 52 x 50	31	111	4.91
63 x 64 x 60	38	123	7.24

* niet conform tekening / pas selon dessin / not according to drawing



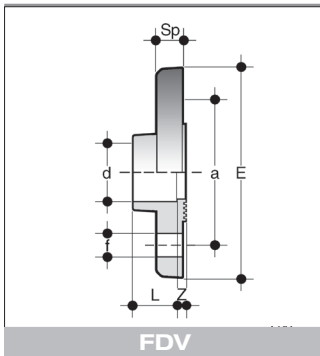
KRAAGBUSSEN GERILD
COLLETS A FACE STRIEE
STUBS WITH SERRATED FACES

Met lijmmof.
Un côté femelle à coller.
Socket for solvent welding.

d	L	Z	Sp	E	F	€/ST/PC
⁽¹⁾ 20	16	3.5	7	27	34	1.46
⁽¹⁾ 25	19	3.0	7	33	41	1.86
⁽¹⁾ 32	22	3.0	7	41	50	1.86
40	26	3.0	8	50	61	2.70
50	31	3.0	8	61	73	3.80
63	38	3.0	9	76	90	6.68
75	44	3.0	10	90	105	9.75
90	51	5.0	10	108	125	11.64
110	61	4.0	12	131	150	15.32
125	69	5.0	13	147	168	34.11
140	76	5.0	14	165	188	34.62
160	86	4.5	16	188	212	37.29
180	93	8.0	15	201	247	84.86
200	106	5.5	18	230	254	64.97
225	119	5.5	25	245	273	86.31
250	131	8.5	20	270	306	136.09
*280	147	14.5	32	307	327	163.33
*315	165	16.0	32	346	377	183.75
**355	184	8.0	30	386	413	309.18
**400	206	12.0	30	430	483	374.30
**450	155	8.0	30	487	540	387.33
**500	153	8.0	31	532	574	402.29

⁽¹⁾ vlakke kraagbus / collet à face plat / flat stub - QPV

* PN 10 ** PN 4



LIJMFLENZEN
BRIDES A COLLER
SOCKET WELDING FLANGES

Boring : PN 10-16, DIN 8063

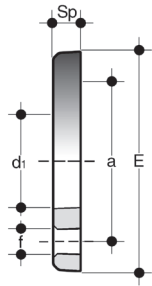
Max. toegelaten druk / Max. pression permise / Max. permitted pressure : 10 bar

Dichtingen : zie hoofdstuk 7.

Joints : voir chapitre 7.

Seals : see chapter 7.

d	E	a	L	Z	f	Sp	€/ST/PC
25	105	75	19	4.5	14	12	7.24
32	115	85	22	4.5	14	14	10.53
40	140	100	26	4.5	18	15	11.89
50	150	110	31	4.5	18	16	14.51
63	163	125	38	4.5	18	18	15.93
75	185	145	44	5.0	18	19	25.88
90	200	160	51	7.0	18	20	29.99
110	220	180	61	8.0	18	22	34.06



ODV

OVERSCHUIFFLENZEN
BRIDES LIBRES
BACKING FLANGES

Boring : PN 10, DIN 8063

Max. toegelaten druk / Max. pression permise / Max. permitted pressure : 10 bar

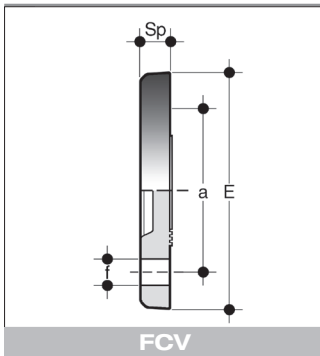
Voor kraag QGV, QRV.
Pour collets QGV, QRV.
For collar QGV, QRV.

PP-GFK overschuifflenzen in glasvezelversterkt PP met stalen kern : zie hoofdstuk flenzen.
Brides libres en PP renforcé de fibres de verre avec noyau en acier : voir chapitre brides.
Backing flanges made out of fibreglass reinforced PP, with steel insert : see chapter flanges.

d	E	d1	a	Sp	f	n	€/ST/PC
20	96	28	65	11	14	4	4.00
25	107	34	75	12	14	4	4.83
32	117	42	85	14	14	4	5.37
40	143	51	100	15	18	4	6.21
50	153	62	110	16	18	4	7.17
63	168	78	125	18	18	4	8.33
75	188	92	145	19	18	4	10.67
90	203	109	160	20	18	8	12.63
110	222	132	180	22	18	8	15.06
125	250	149	210	26	18	8	21.15
140	251	166	210	26	18	8	22.30
160	290	189	240	29	22	8	26.38
180	318	203	270	32	22	8	71.79
200	340	235	295	30	22	8	61.02
225	340	252	295	30	22	8	88.34
250	396	278	350	34	22	12	107.57
280	396	309	350	35	22	12	127.41
315	465	349	400	40	22	12	141.61
*355	511	388	460	34	22	16	228.60
*400	572	438	515	34	25	16	251.27

* PN 4

n : aantal gaten / nombre de trous / number of holes.



FCV

BLINDFLENZEN
BRIDES PLEINES
BLIND FLANGES

Boring : PN 10, DIN 8063

Max. toegelaten druk / Max. pression permise / Max. permitted pressure : 10 bar

D	E	a	Sp	f	n	€/ST/PC
25	105	75	12	14	4	8.64
32	115	85	14	14	4	12.33
40	141	100	15	18	4	14.69
50	150	110	16	18	4	16.45
63	165	125	18	18	4	19.85
75	186	145	19	18	4	25.18
90	201	160	20	18	8	29.07
110	221	180	22	18	8	36.94
140	258	210	28	18	8	64.11
160	285	240	28	22	8	93.70
*180	318	270	30	22	8	119.59
*200/225	345	295	30	22	8	120.66

n : aantal gaten / nombre de trous / number of holes.

* PN 4